


MIAMI-DADE TRANSPORTATION PLANNING ORGANIZATION
 TRANSPORTATION IMPROVEMENT PROGRAM
 DEPARTMENT OF TRANSPORTATION AND PUBLIC WORKS (DTPW) - CAUSEWAY PROJECTS - (TDTPW)

TPO Project No	Facility/Project Name		Bicycle Accom	Type of Work							
	From/Location	To/Location	Length (miles)	Remarks							
Agency Project No	Detailed Project Description			L RTP Ref							

PW300000 2	Improve causeway shoreline beach			Improve causeway shoreline beach			Funding (in \$000s)					
		0.0					Proposed		Tentative 3-Year Program			
3000002	HOBIE NORTH SIDE BARRIER				16,074	16,074	Activity /Phase	2026 - 2027	2027 - 2028	2028 - 2029	2029 - 2030	2030 - 2031
							BRIDGE	0	0	0	0	0


PW300016 3	Infrastructure improvements on Rickenbacker Causeway			Infrastructure improvements			Funding (in \$000s)					
		0.0					Proposed		Tentative 3-Year Program			
3000163					3,031	1,941	Activity /Phase	2026 - 2027	2027 - 2028	2028 - 2029	2029 - 2030	2030 - 2031
							CONSTRUCTION	355	355	355	25	0

PW300058 3	Matching Funds for Future Bridge Replacement						Funding (in \$000s)					
		0.0					Proposed		Tentative 3-Year Program			
3000583					212,312	12,092	Activity /Phase	2026 - 2027	2027 - 2028	2028 - 2029	2029 - 2030	2030 - 2031
							CONSTRUCTION ENGINEERING INSPECTION	1,230	821	821	821	410
							CONSTRUCTION	12,517	8,345	8,345	8,345	4,172

PW300059 0	Bridge Scour Study & Repair			Bridge Scour Study & Repair			Funding (in \$000s)					
		0.0					Proposed		Tentative 3-Year Program			
3000590					350	336	Activity /Phase	2026 - 2027	2027 - 2028	2028 - 2029	2029 - 2030	2030 - 2031
							PRELIMINARY DESIGN	7	7	0	0	0

Note: Totals reflect expenditures based on latest budgetary information of anticipated revenues, and may differ from actual amounts received.

MIAMI-DADE TRANSPORTATION PLANNING ORGANIZATION
 TRANSPORTATION IMPROVEMENT PROGRAM
 DEPARTMENT OF TRANSPORTATION AND PUBLIC WORKS (DTPW) - CAUSEWAY PROJECTS - (TDTPW)

TPO Project No	Facility/Project Name		Bicycle Accom	Type of Work							
	From/Location	To/Location	Length (miles)	Remarks							
Agency Project No	Detailed Project Description			L RTP Ref							

PW300059 2	Rickenbacker Causeway Bridge Replacement Matching Funds		0.0				6,500	1	Activity /Phase	Funding (in \$000s)				
										Proposed		Tentative 3-Year Program		
3000592										2026 - 2027	2027 - 2028	2028 - 2029	2029 - 2030	2030 - 2031
CONSTRUCTION										0	0	6,499	0	0


PW300255 6	Bear Cut Bridge Substructure Repair, Phase 1		0.0	Substructure Repair			4,797	4,797	Activity /Phase	Funding (in \$000s)				
										Proposed		Tentative 3-Year Program		
3002556										2026 - 2027	2027 - 2028	2028 - 2029	2029 - 2030	2030 - 2031
BRIDGE										0	0	0	0	0

PW300255 8	West Bridge Substructure Repair		0.0	RENEWAL REPLACE IMPROV			3,692	1,584	Activity /Phase	Funding (in \$000s)				
										Proposed		Tentative 3-Year Program		
3002558										2026 - 2027	2027 - 2028	2028 - 2029	2029 - 2030	2030 - 2031
CONSTRUCTION ENGINEERING INSPECTION										200	50	0	0	0
CONSTRUCTION										1,000	858	0	0	0

PW300255 9	William Powell Bridge Substructure Repair		0.0	Substructure Repair			633	7	Activity /Phase	Funding (in \$000s)				
										Proposed		Tentative 3-Year Program		
3002559										2026 - 2027	2027 - 2028	2028 - 2029	2029 - 2030	2030 - 2031
CONSTRUCTION										626	0	0	0	0

Note: Totals reflect expenditures based on latest budgetary information of anticipated revenues, and may differ from actual amounts received.

MIAMI-DADE TRANSPORTATION PLANNING ORGANIZATION
 TRANSPORTATION IMPROVEMENT PROGRAM
 DEPARTMENT OF TRANSPORTATION AND PUBLIC WORKS (DTPW) - CAUSEWAY PROJECTS - (TDTPW)

TPO Project No	Facility/Project Name		Bicycle Accom	Type of Work							
	From/Location	To/Location	Length (miles)	Remarks							
Agency Project No	Detailed Project Description			L RTP Ref							


PW300591	Bear Cut Bridge & West Bridge PD&E			Bridge Replacement			Funding (in \$000s)					
	0	0	0.0				Proposed		Tentative 3-Year Program			
300591					9,057	2,044	Activity /Phase	2026 - 2027	2027 - 2028	2028 - 2029	2029 - 2030	2030 - 2031
							BRIDGE	1,380	1,530	515	2,043	1,545

PW300751 0	East Fishing Pier Rehabilitation			Pier Restoration			Funding (in \$000s)					
			0.0				Proposed		Tentative 3-Year Program			
3007510					13,082	1,218	Activity /Phase	2026 - 2027	2027 - 2028	2028 - 2029	2029 - 2030	2030 - 2031
							PRELIMINARY DESIGN	0	50	50	50	50
							CONSTRUCTION ENGINEERING INSPECTION	0	0	300	200	500
							CONSTRUCTION	0	0	3,000	2,000	5,000

PW300751 1	NEW - Comfort Station No. 4						Funding (in \$000s)					
			0.0				Proposed		Tentative 3-Year Program			
3007511					2,578	448	Activity /Phase	2026 - 2027	2027 - 2028	2028 - 2029	2029 - 2030	2030 - 2031
							PRELIMINARY DESIGN	30	50	0	0	0
							CONSTRUCTION ENGINEERING INSPECTION	25	25	0	0	0
							CONSTRUCTION	500	1,300	200	0	0

Note: Totals reflect expenditures based on latest budgetary information of anticipated revenues, and may differ from actual amounts received.

MIAMI-DADE TRANSPORTATION PLANNING ORGANIZATION
 TRANSPORTATION IMPROVEMENT PROGRAM
 DEPARTMENT OF TRANSPORTATION AND PUBLIC WORKS (DTPW) - CAUSEWAY PROJECTS - (TDTPW)

TPO Project No	Facility/Project Name		Bicycle Accom	Type of Work							
	From/Location	To/Location	Length (miles)	Remarks							
Agency Project No	Detailed Project Description			L RTP Ref							


PW300751 2	Hobie Island South Beach Re-nourishment			Beach Re-Nourishment			Funding (in \$000s)				
			0.0				Proposed		Tentative 3-Year Program		
3007512				15,146	317	Activity /Phase	2026 - 2027	2027 - 2028	2028 - 2029	2029 - 2030	2030 - 2031
PRELIMINARY DESIGN							13	10	6	0	0
CONSTRUCTION ENGINEERING INSPECTION							600	600	600	0	0
CONSTRUCTION							4,000	4,000	4,000	0	0
CAPITAL							0	1,000	0	0	0

PW300752 1	Infrastructure Improvements on Venetian Causeway			Infrastructure improvements			Funding (in \$000s)				
			0.0				Proposed		Tentative 3-Year Program		
3007521				1,425	400	Activity /Phase	2026 - 2027	2027 - 2028	2028 - 2029	2029 - 2030	2030 - 2031
CONSTRUCTION							225	200	200	200	200

PW300752 2	Maintenance Yard Improvements						Funding (in \$000s)				
			0.0				Proposed		Tentative 3-Year Program		
3007522				576	576	Activity /Phase	2026 - 2027	2027 - 2028	2028 - 2029	2029 - 2030	2030 - 2031
BRIDGE							0	0	0	0	0

Note: Totals reflect expenditures based on latest budgetary information of anticipated revenues, and may differ from actual amounts received.

MIAMI-DADE TRANSPORTATION PLANNING ORGANIZATION
 TRANSPORTATION IMPROVEMENT PROGRAM
 DEPARTMENT OF TRANSPORTATION AND PUBLIC WORKS (DTPW) - CAUSEWAY PROJECTS - (TDTPW)

TPO Project No	Facility/Project Name		Bicycle Accom	Type of Work							
	From/Location	To/Location	Length (miles)	Remarks							
Agency Project No	Detailed Project Description			L RTP Ref							

PW300752 4	Rickenbacker Causeway Pavement Marking Restoration		0.0	Pavement Marking Restoration			Funding (in \$000s)				
							Proposed		Tentative 3-Year Program		
3007524				350	70	Activity /Phase	2026 - 2027	2027 - 2028	2028 - 2029	2029 - 2030	2030 - 2031
CONSTRUCTION ENGINEERING INSPECTION							30	0	0	0	0
CONSTRUCTION							250	0	0	0	0

PW300752 5	Toll Computer System Improvements		0.0	Computer System Improvements			Funding (in \$000s)				
							Proposed		Tentative 3-Year Program		
3007525				1,500	0	Activity /Phase	2026 - 2027	2027 - 2028	2028 - 2029	2029 - 2030	2030 - 2031
PRELIMINARY DESIGN							52	32	22	52	0
CONSTRUCTION ENGINEERING INSPECTION							5	5	5	0	0
DESIGN/BUILD							0	300	1,000	27	0

PW300752 6	Venetian Causeway West Bascule Bridge PD&E		0.0				Funding (in \$000s)				
							Proposed		Tentative 3-Year Program		
3007526				4,000	1,455	Activity /Phase	2026 - 2027	2027 - 2028	2028 - 2029	2029 - 2030	2030 - 2031
PRELIMINARY DESIGN							0	505	505	461	0
PLANNING							1,000	0	0	0	0
ADMINISTRATION							30	15	15	14	0

Note: Totals reflect expenditures based on latest budgetary information of anticipated revenues, and may differ from actual amounts received.

MIAMI-DADE TRANSPORTATION PLANNING ORGANIZATION
 TRANSPORTATION IMPROVEMENT PROGRAM
 DEPARTMENT OF TRANSPORTATION AND PUBLIC WORKS (DTPW) - CAUSEWAY PROJECTS - (TDTPW)



TPO Project No	Facility/Project Name		Bicycle Accom	Type of Work			Project Cost (\$000s)	Prior Years' Funding (\$000s)
	From/Location	To/Location	Length (miles)	Remarks				
Agency Project No	Detailed Project Description			L RTP Ref				


PW300752 7	Virginia Key North Drainage Phase 2		0.0			1,500	65	Activity /Phase	Funding (in \$000s)				
									Proposed		Tentative 3-Year Program		
3007527									2026 - 2027	2027 - 2028	2028 - 2029	2029 - 2030	2030 - 2031
PRELIMINARY DESIGN									5	5	0	0	0
CONSTRUCTION ENGINEERING INSPECTION									25	25	0	0	0
CONSTRUCTION									1,315	60	0	0	0

PW301106 1	3011061		0.0	Electrical Circuit Restoration					568	306	Activity /Phase	Funding (in \$000s)				
				Proposed		Tentative 3-Year Program										
3011061									2026 - 2027	2027 - 2028	2028 - 2029	2029 - 2030	2030 - 2031			
PRELIMINARY DESIGN									5	0	0	0	0			
CONSTRUCTION ENGINEERING INSPECTION									5	0	0	0	0			
CONSTRUCTION									250	0	0	0	0			
ADMINISTRATION									2	0	0	0	0			

PW301106 2	Hobie Island and Virginia Key South		0.0	Shared-Use Path Enhancements					3,363	158	Activity /Phase	Funding (in \$000s)				
				Proposed		Tentative 3-Year Program										
3011062									2026 - 2027	2027 - 2028	2028 - 2029	2029 - 2030	2030 - 2031			
PRELIMINARY DESIGN									50	50	0	0	0			
CONSTRUCTION ENGINEERING INSPECTION									50	50	0	0	0			
CONSTRUCTION									1,500	1,500	0	0	0			
ADMINISTRATION									5	0	0	0	0			

Note: Totals reflect expenditures based on latest budgetary information of anticipated revenues, and may differ from actual amounts received.

MIAMI-DADE TRANSPORTATION PLANNING ORGANIZATION
 TRANSPORTATION IMPROVEMENT PROGRAM
 DEPARTMENT OF TRANSPORTATION AND PUBLIC WORKS (DTPW) - CAUSEWAY PROJECTS - (TDTPW)

TPO Project No	Facility/Project Name		Bicycle Accom	Type of Work			
	From/Location	To/Location	Length (miles)	Remarks		Project Cost (\$000s)	
Agency Project No	Detailed Project Description			L RTP Ref			

PW301120 1	RICKENBACKER CAUSEWAY SOUTH BIKE PATH WIDENING		0.0	Bicycle capacity improvement	3,362	52	Activity /Phase	Funding (in \$000s)				
								Proposed		Tentative 3-Year Program		
3011201							2026 - 2027	2027 - 2028	2028 - 2029	2029 - 2030	2030 - 2031	
							PRELIMINARY DESIGN	100	50	50	0	0
							CONSTRUCTION ENGINEERING INSPECTION	0	50	50	0	0
							CONSTRUCTION	0	1,500	1,500	0	0
							ADMINISTRATION	2	5	3	0	0

PW77252	Entryway Gantry		0.0		4,800	2,353	Activity /Phase	Funding (in \$000s)				
								Proposed		Tentative 3-Year Program		
77252							2026 - 2027	2027 - 2028	2028 - 2029	2029 - 2030	2030 - 2031	
							PRELIMINARY DESIGN	135	0	0	0	0
							CONSTRUCTION	1,000	840	472	0	0

Yearly Totals	28,524	24,193	28,513	14,238	11,877
5 Year TIP Total					107,345

Note: Totals reflect expenditures based on latest budgetary information of anticipated revenues, and may differ from actual amounts received.