


MIAMI-DADE TRANSPORTATION PLANNING ORGANIZATION
 TRANSPORTATION IMPROVEMENT PROGRAM
 REGIONALLY SIGNIFICANT TRANSPORTATION IMPROVEMENTS

Regional Facility Type: **Freeway**

TPO Project No	Facility/Project Name	Length (miles)	Type of Work	Project Cost (\$000s)	Prior Years Cost (\$000s)	
Agency Project No	From /Location To /Location					
Detailed Project Description						


DT2516881	SR 836 / I-395	2.0	BRIDGE-REPLACE AND ADD LANES	\$944,987	\$882,942	Activity /Phase	Funding Source	Proposed Funding (in \$000s)				
2516881	W OF I-95 MACARTHUR CAUSEWAY BRIDGE							2023 - 2024	2024 - 2025	2025 - 2026	2026 - 2027	2027 - 2028
						DESIGN/BUILD	ACNP	12,342	11,638	11,445	0	0
						DESIGN/BUILD	ACSU	13,335	0	0	0	0
						DESIGN/BUILD	ACSU	2,056	0	0	0	0
						DESIGN/BUILD	CARU	11,229	0	0	0	0

DT4283584	SR 7 AND SR 9 / GOLDEN GLADES INTERCHANGE VARIOUS RAMP IMPROVEMENTS	3.0	INTERCHANGE RAMP (NEW)	\$100,616	\$5,530	Activity /Phase	Funding Source	Proposed Funding (in \$000s)				
4283584								2023 - 2024	2024 - 2025	2025 - 2026	2026 - 2027	2027 - 2028
						RAILROAD & UTILITIES	GFNP	500	0	0	0	0
						CONSTRUCTION	GFNP	47,032	0	0	0	0
						CONSTRUCTION	TFBD	46,268	0	0	0	0

DT4283588	SR 826 CONNECTOR	1.1	ADD LANES & RECONSTRUCT	\$92,920	\$5,186	Activity /Phase	Funding Source	Proposed Funding (in \$000s)				
4283588	AT GOLDEN GLADES INTERCHANGE AND VARIOUS RAMP							2023 - 2024	2024 - 2025	2025 - 2026	2026 - 2027	2027 - 2028
						PRELIMINARY ENGINEERING	DIH	10	0	0	0	0
						RAILROAD & UTILITIES	GFNP	500	0	0	0	0

MIAMI-DADE TRANSPORTATION PLANNING ORGANIZATION
 TRANSPORTATION IMPROVEMENT PROGRAM
 REGIONALLY SIGNIFICANT TRANSPORTATION IMPROVEMENTS

Regional Facility Type: **Freeway**

TPO Project No	Facility/Project Name	Length (miles)	Type of Work	Project Cost (\$000s)	Prior Years Cost (\$000s)					
Agency Project No	From /Location	To /Location								
Detailed Project Description										

	CONSTRUCTION	GFNP	2,568	0	0	0	0
	CONSTRUCTION	GFNP	83,466	0	0	0	0

TP4370531	GOLDEN GLADES INTERCHANGE IMPROVEMENTS (MAINLINE SPUR MP 0X)	3.8	INTERCHANGE - ADD LANES	\$68,461	\$3,148	Activity /Phase	Funding Source	Proposed Funding (in \$000s)				
4370531	Implements operational improvements at the Golden Glades Interchange for the movement from the Turnpike Mainline / SR 91 SB to I-95 SB							2023 - 2024	2024 - 2025	2025 - 2026	2026 - 2027	2027 - 2028
						CONSTRUCTION	PKBD	111,498	4,601	4,740	90	93
						CONSTRUCTION	PKYI	152	0	0	0	0

TP4370532	GOLDEN GLADES INTERCHANGE BRIDGE REPLACEMENT (870038)	0.2	BRIDGE REPLACEMENT	\$13,182	\$820	Activity /Phase	Funding Source	Proposed Funding (in \$000s)				
4370532								2023 - 2024	2024 - 2025	2025 - 2026	2026 - 2027	2027 - 2028
						CONSTRUCTION	PKYI	11,239	455	469	13	14

TP4370533	SR 9A / I-95 SB	1.9	ADD LANES & RECONSTRUCT	\$91,780	\$14,926	Activity /Phase	Funding Source	Proposed Funding (in \$000s)				
4370533	NW 135TH ST	BISCAYNE CANAL						2023 - 2024	2024 - 2025	2025 - 2026	2026 - 2027	2027 - 2028
						CONSTRUCTION	PKBD	69,170	2,605	2,684	0	0
						CONSTRUCTION	PKYI	139	1,073	55	56	58

MIAMI-DADE TRANSPORTATION PLANNING ORGANIZATION
TRANSPORTATION IMPROVEMENT PROGRAM
REGIONALLY SIGNIFICANT TRANSPORTATION IMPROVEMENTS

Regional Facility Type: **Freeway**



TPO Project No	Facility/Project Name	Length (miles)	Type of Work	Project Cost (\$000s)	Prior Years Cost (\$000s)					
Agency Project No	From /Location	To /Location								
Detailed Project Description										


TP4370534	SR 9A / I-95 NB		4.3	ADD LANES & RECONSTRUCT	\$193,438	\$12,539	Activity /Phase	Funding Source	Proposed Funding (in \$000s)						
	NW 143 ST JUST E OF NW 2ND AVE								2023 - 2024	2024 - 2025	2025 - 2026	2026 - 2027	2027 - 2028		
4370534															
								RAILROAD & UTILITIES	PKBD	7,935	0	0	0	0	
								RAILROAD & UTILITIES	PKYI	250	0	0	0	0	
								CONSTRUCTION	PKBD	157,515	6,051	6,234	0	0	
								CONSTRUCTION	PKYI	270	69	71	73	75	

TP4370535	GOLDEN GLADES INTERCHANGE IMPROVEMENTS - SPUR		2.1	ADD LANES & RECONSTRUCT	\$101,441	\$15,655	Activity /Phase	Funding Source	Proposed Funding (in \$000s)						
									2023 - 2024	2024 - 2025	2025 - 2026	2026 - 2027	2027 - 2028		
4370535															
								CONSTRUCTION	PKBD	77,380	3,004	3,094	0	0	
								CONSTRUCTION	PKYI	164	773	65	67	70	

TP4372111	HEFT & SURFACE STREET IMPROVEMENTS		0.4	MISCELLANEOUS CONSTRUCTION	\$57,466	\$6,148	Activity /Phase	Funding Source	Proposed Funding (in \$000s)						
	HAINLIN MILL US 1 (MP 5-12)								2023 - 2024	2024 - 2025	2025 - 2026	2026 - 2027	2027 - 2028		
4372111															
								ENVIRONMENTAL	PKYI	0	10	0	0	0	
								CONSTRUCTION	PKYI	0	51,308	0	0	0	

MIAMI-DADE TRANSPORTATION PLANNING ORGANIZATION
 TRANSPORTATION IMPROVEMENT PROGRAM
 REGIONALLY SIGNIFICANT TRANSPORTATION IMPROVEMENTS

Regional Facility Type:

TPO Project No	Facility/Project Name	Length (miles)	Type of Work	Project Cost (\$000s)	Prior Years Cost (\$000s)	
Agency Project No	From /Location	To /Location				
Detailed Project Description						

Yearly Totals	655,018	81,587	28,857	299	310
5 Year TIP Total					\$766,071

TOTAL COST - ALL PROJECTS

Proposed Funding (in \$000s)					
Yearly Totals	2023 - 2024	2024 - 2025	2025 - 2026	2026 - 2027	2027 - 2028
	655,018	81,587	28,857	299	310
5 Year TIP Total					766,071