





MIAMI-DADE TRANSPORTATION PLANNING ORGANIZATION
 TRANSPORTATION IMPROVEMENT PROGRAM
 CONGESTION MANAGEMENT PLAN (CMP)

TPO Project No	Facility/Project Name	Bicycle Accom.	Type of Work	Project Cost (\$000s)	Prior Years Cost (\$000s)		
Agency Project No	From/Location To/Location	Length (miles)					



APV042A	Miami International Airport Employee Parking Garage	0.0	Build Structure / Parking Capacity	\$8,332	\$4,166	Activity /Phase	Funding Source	Proposed Funding (in \$000s)				
								2022 - 2023	2023 - 2024	2024 - 2025	2025 - 2026	2026 - 2027
V042A	South Terminal (Across); Central Chiller Plant (West); Flamingo Garage (East); MIA Mover Track (South)					DSB	DPTO	0	0	0	0	0
						DSB	LF	0	0	0	0	0

MIAMI-DADE TRANSPORTATION PLANNING ORGANIZATION
 TRANSPORTATION IMPROVEMENT PROGRAM
 CONGESTION MANAGEMENT PLAN (CMP)

TPO Project No	Facility/Project Name	Bicycle Accom.	Type of Work	Project Cost (\$000s)	Prior Years Cost (\$000s)		
Agency Project No	From/Location To/Location	Length (miles)					

PW000762	S Miami Avenue and S 10 Street	0.0	Traffic signal	\$600	\$187	Activity /Phase	Funding Source	Proposed Funding (in \$000s)				
								2022 - 2023	2023 - 2024	2024 - 2025	2025 - 2026	2026 - 2027
762						CST	RIF	378	35	0	0	0

MIAMI-DADE TRANSPORTATION PLANNING ORGANIZATION
TRANSPORTATION IMPROVEMENT PROGRAM
CONGESTION MANAGEMENT PLAN (CMP)

TPO Project No	Facility/Project Name	Bicycle Accom.	Type of Work	Project Cost (\$000s)	Prior Years Cost (\$000s)		
Agency Project No	From/Location To/Location	Length (miles)					

PW000001	SW 136 St		0.0	Congestion Management	\$50		Activity /Phase	Funding Source	Proposed Funding (in \$000s)					
	1	US 1							SW 67 Ave	2022 - 2023	2023 - 2024	2024 - 2025	2025 - 2026	2026 - 2027



PW000002	SW 152 Ave		0.0	Congestion Management	\$50	\$26,378	Activity /Phase	Funding Source	Proposed Funding (in \$000s)				
	2	US 1							Old Cutler Rd	2022 - 2023	2023 - 2024	2024 - 2025	2025 - 2026
							OTHER	UNK	0	0	0	0	0

PW000003	SW 67 Ave/Ludlam Rd		0.0	Congestion Management	\$50	\$5,000	Activity /Phase	Funding Source	Proposed Funding (in \$000s)				
	3	SR 992/SW 152 St							SR 968/Flagler St	2022 - 2023	2023 - 2024	2024 - 2025	2025 - 2026
							OTHER	UNK	0	0	0	0	0



PW000005	SW 200 St/Caribbean Blvd		0.0	Congestion Management	\$50	\$33,349	Activity /Phase	Funding Source	Proposed Funding (in \$000s)				
	5	SW 127 Ave							Coral Sea Rd	2022 - 2023	2023 - 2024	2024 - 2025	2025 - 2026
							OTHER	UNK	0	0	0	0	0

PW000006	Old Cutler Rd		0.0	Congestion Management	\$50	\$14,088	Activity /Phase	Funding Source	Proposed Funding (in \$000s)				
	6	SW 216 Street							SW 37 Ave	2022 - 2023	2023 - 2024	2024 - 2025	2025 - 2026
							OTHER	UNK	0	0	0	0	0

MIAMI-DADE TRANSPORTATION PLANNING ORGANIZATION
TRANSPORTATION IMPROVEMENT PROGRAM
CONGESTION MANAGEMENT PLAN (CMP)

TPO Project No	Facility/Project Name		Bicycle Accom.	Type of Work	Project Cost (\$000s)	Prior Years Cost (\$000s)	 		Proposed Funding (in \$000s)				
Agency Project No	From/Location	To/Location	Length (miles)						Activity /Phase	Funding Source	2022 - 2023	2023 - 2024	2024 - 2025
PW000007	NW 58 St			Congestion Management	\$50	\$7,274	Activity /Phase	Funding Source	Proposed Funding (in \$000s)				
7	SR 985/NW 107 Ave	SR 826/ Palmetto Expwy	0.0						OTHER	UNK	0	0	0
PW000008	NW 154 St/Miami Lakes Blvd			Congestion Management	\$50	\$0	Activity /Phase	Funding Source	Proposed Funding (in \$000s)				
8	SR 973/NW 87 Ave	NW 67 Ave	0.0						OTHER	UNK	0	0	0
PW000010	SW 56 St/Miller Dr			Congestion Management	\$50	\$1,689	Activity /Phase	Funding Source	Proposed Funding (in \$000s)				
10	SW 127 Ave	SR 959/SW 57 Ave	0.0						OTHER	UNK	0	0	0
PW000013	NE 2 AV & NE 215 St			Congestion Management	\$50	\$22,944	Activity /Phase	Funding Source	Proposed Funding (in \$000s)				
13			0.0						OTHER	UNK	0	0	0
PW0000151	S Bayshore Dr & SW 17 AV			Congestion Management	\$50	\$3,985	Activity /Phase	Funding Source	Proposed Funding (in \$000s)				
151			0.0						OTHER	UNK	0	0	0

MIAMI-DADE TRANSPORTATION PLANNING ORGANIZATION
TRANSPORTATION IMPROVEMENT PROGRAM
CONGESTION MANAGEMENT PLAN (CMP)

TPO Project No	Facility/Project Name	Bicycle Accom.	Type of Work	Project Cost (\$000s)	Prior Years Cost (\$000s)		
Agency Project No	From/Location To/Location	Length (miles)					

PW0000171	SW 97 AV & SW 184 St		Congestion Management	\$50	\$5,670	Activity /Phase	Funding Source	Proposed Funding (in \$000s)				
171		0.0						2022 - 2023	2023 - 2024	2024 - 2025	2025 - 2026	2026 - 2027
						OTHER	UNK	0	0	0	0	0



PW0000191	SW 112 St & SW 112 AV		Congestion Management	\$50	\$11,472	Activity /Phase	Funding Source	Proposed Funding (in \$000s)				
191		0.0						2022 - 2023	2023 - 2024	2024 - 2025	2025 - 2026	2026 - 2027
						OTHER	UNK	0	0	0	0	0

PW0000221	SW 127 AV & Coral Way		Congestion Management	\$50	\$0	Activity /Phase	Funding Source	Proposed Funding (in \$000s)				
221		0.0						2022 - 2023	2023 - 2024	2024 - 2025	2025 - 2026	2026 - 2027
						OTHER	UNK	0	0	0	0	0



PW000028	SW 127 AV & SW 26 St		Congestion Management	\$50	\$2,300	Activity /Phase	Funding Source	Proposed Funding (in \$000s)				
28		0.0						2022 - 2023	2023 - 2024	2024 - 2025	2025 - 2026	2026 - 2027
						OTHER	UNK	0	0	0	0	0

PW0000291	NW 41 St & NW 97 AV		Congestion Management	\$50	\$700	Activity /Phase	Funding Source	Proposed Funding (in \$000s)				
291		0.0						2022 - 2023	2023 - 2024	2024 - 2025	2025 - 2026	2026 - 2027
						OTHER	UNK	0	0	0	0	0



MIAMI-DADE TRANSPORTATION PLANNING ORGANIZATION
TRANSPORTATION IMPROVEMENT PROGRAM
CONGESTION MANAGEMENT PLAN (CMP)

TPO Project No	Facility/Project Name		Bicycle Accom.	Type of Work	Project Cost (\$000s)	Prior Years Cost (\$000s)	 		Proposed Funding (in \$000s)				
Agency Project No	From/Location	To/Location	Length (miles)						Activity /Phase	Funding Source	2022 - 2023	2023 - 2024	2024 - 2025
PW000032	E/O SW 187 Ave			Congestion Management	\$50	\$11,472	Activity /Phase	Funding Source	Proposed Funding (in \$000s)				
32	SW 192 Ave	US 1	0.0						2022 - 2023	2023 - 2024	2024 - 2025	2025 - 2026	2026 - 2027
							OTHER	UNK	0	0	0	0	0
PW0000361	NW 20 St			Roadway Infrastructure Improvements	\$50	\$700	Activity /Phase	Funding Source	Proposed Funding (in \$000s)				
36	SR 9/NW 27 Ave	I 95	0.0						2022 - 2023	2023 - 2024	2024 - 2025	2025 - 2026	2026 - 2027
							OTHER	UNK	0	0	0	0	0
PW0000391	NE 125 St/NE 6 Ave/W Dixie Hwy			Intersection Improvements	\$50	\$100	Activity /Phase	Funding Source	Proposed Funding (in \$000s)				
391			0.0						2022 - 2023	2023 - 2024	2024 - 2025	2025 - 2026	2026 - 2027
							OTHER	UNK	0	0	0	0	0
PW0000451	NW 12 St			Signal Improvements	\$50	\$15,156	Activity /Phase	Funding Source	Proposed Funding (in \$000s)				
451		SR 973/NW 87 Ave	0.0						2022 - 2023	2023 - 2024	2024 - 2025	2025 - 2026	2026 - 2027
							OTHER	UNK	0	0	0	0	0
PW0000461	North River Dr			Widen North River Dr to include shoulders and	\$50	\$0	Activity /Phase	Funding Source	Proposed Funding (in \$000s)				
461	SR 985/NW 107 Ave	NW 74 Ave	0.0						2022 - 2023	2023 - 2024	2024 - 2025	2025 - 2026	2026 - 2027
							OTHER	UNK	0	0	0	0	0



MIAMI-DADE TRANSPORTATION PLANNING ORGANIZATION
TRANSPORTATION IMPROVEMENT PROGRAM
CONGESTION MANAGEMENT PLAN (CMP)

TPO Project No	Facility/Project Name		Bicycle Accom.	Type of Work	Project Cost (\$000s)	Prior Years Cost (\$000s)	 		Proposed Funding (in \$000s)					
Agency Project No	From/Location	To/Location	Length (miles)				Activity /Phase	Funding Source	2022 - 2023	2023 - 2024	2024 - 2025	2025 - 2026	2026 - 2027	
PW000110	Traffic Signal Materials								Proposed Funding (in \$000s)					
110			0.0											
							MNT	SGT	1,600	1,600	1,600	1,600	1,600	1,600
PW000111	Capitalization of Traffic Signals & Signs Crew								Proposed Funding (in \$000s)					
111			0.0											
							MNT	SGT	4,993	4,993	4,993	4,993	4,993	4,993
PW000878	PWWM Traffic Sign and Signals Division			Traffic signal timing optimization					Proposed Funding (in \$000s)					
878			0.0	Represents total ATMS Funding under Road Impact Fee program and under People's Transportation Plan.										
							OTHER	UNK	0	0	0	0	0	0
PW1000008	NW 7 Avenue & NW 119 Street			Intersection renovation: reposition of median	\$5	\$2,765			Proposed Funding (in \$000s)					
1000008		Intersection	0.0											
							OTHER	UNK	0	0	0	0	0	0
PW1000009	Kendale Blvd & Killian Parkway			Realignment: intersection	\$36	\$16,241			Proposed Funding (in \$000s)					
1000009		Intersection	0.0											
							OTHER	UNK	0	0	0	0	0	0



MIAMI-DADE TRANSPORTATION PLANNING ORGANIZATION
TRANSPORTATION IMPROVEMENT PROGRAM
CONGESTION MANAGEMENT PLAN (CMP)

TPO Project No	Facility/Project Name		Bicycle Accom.	Type of Work	Project Cost (\$000s)	Prior Years Cost (\$000s)	 		Proposed Funding (in \$000s)				
Agency Project No	From/Location	To/Location	Length (miles)						Activity /Phase	Funding Source	2022 - 2023	2023 - 2024	2024 - 2025
PW1000010	West Flagler & W 102 Avenue			New Construction: right turn lane	\$27	\$2,476	Activity /Phase	Funding Source	Proposed Funding (in \$000s)				
1000010	Intersection		0.0						2022 - 2023	2023 - 2024	2024 - 2025	2025 - 2026	2026 - 2027
							OTHER	UNK	0	0	0	0	0
PW1000011	SW 112 Avenue & Kendall Drive			New Construction: right turn lane	\$18	\$110	Activity /Phase	Funding Source	Proposed Funding (in \$000s)				
1000011	Intersection		0.0						2022 - 2023	2023 - 2024	2024 - 2025	2025 - 2026	2026 - 2027
							OTHER	UNK	0	0	0	0	0
PW1000012	SW 109 Court & SW 104 Street			New Construction: left turn lane	\$24	\$500	Activity /Phase	Funding Source	Proposed Funding (in \$000s)				
1000012	Intersection		0.0						2022 - 2023	2023 - 2024	2024 - 2025	2025 - 2026	2026 - 2027
							OTHER	UNK	0	0	0	0	0
PW1000013	Maynada Bump Bridge			Improvements: safety	\$4	\$500	Activity /Phase	Funding Source	Proposed Funding (in \$000s)				
1000013	Intersection		0.0						2022 - 2023	2023 - 2024	2024 - 2025	2025 - 2026	2026 - 2027
							OTHER	UNK	0	0	0	0	0
PW1000014	Douglas Road & Ingraham Hwy			Improvements: bike path	\$5	\$1,624	Activity /Phase	Funding Source	Proposed Funding (in \$000s)				
1000014	Intersection		0.0						2022 - 2023	2023 - 2024	2024 - 2025	2025 - 2026	2026 - 2027
							OTHER	UNK	0	0	0	0	0



MIAMI-DADE TRANSPORTATION PLANNING ORGANIZATION
TRANSPORTATION IMPROVEMENT PROGRAM
CONGESTION MANAGEMENT PLAN (CMP)

TPO Project No	Facility/Project Name		Bicycle Accom.	Type of Work	Project Cost (\$000s)	Prior Years Cost (\$000s)	 		Proposed Funding (in \$000s)				
Agency Project No	From/Location	To/Location	Length (miles)										
PW1000015	NE 19 Avenue, NE 19 Drive & NE 121 Street			Improvements: intersection	\$43	\$787	Activity /Phase	Funding Source	Proposed Funding (in \$000s)				
1000015	Intersection		0.0						2022 - 2023	2023 - 2024	2024 - 2025	2025 - 2026	2026 - 2027
							OTHER	UNK	0	0	0	0	0
PW1000016	NW 77 Court & NW 154 Street			New Construction: left turn lane	\$26	\$864	Activity /Phase	Funding Source	Proposed Funding (in \$000s)				
1000016	Intersection		0.0						2022 - 2023	2023 - 2024	2024 - 2025	2025 - 2026	2026 - 2027
							OTHER	UNK	0	0	0	0	0
PW1000017	US 1 & Red Road			Extension: left turn lane	\$50	\$3,528	Activity /Phase	Funding Source	Proposed Funding (in \$000s)				
1000017	Intersection		0.0						2022 - 2023	2023 - 2024	2024 - 2025	2025 - 2026	2026 - 2027
							OTHER	UNK	0	0	0	0	0
PW1000018	SW 97 Avenue & SW 48 Street			Signal modification / Extension: left turn lane	\$30	\$5,546	Activity /Phase	Funding Source	Proposed Funding (in \$000s)				
1000018	Intersection		0.0						2022 - 2023	2023 - 2024	2024 - 2025	2025 - 2026	2026 - 2027
							OTHER	UNK	0	0	0	0	0
PW1000019	SW 107 Avenue & SW 184 Street			Widening: for left turns	\$2	\$2,135	Activity /Phase	Funding Source	Proposed Funding (in \$000s)				
1000019	Intersection		0.0						2022 - 2023	2023 - 2024	2024 - 2025	2025 - 2026	2026 - 2027
							OTHER	UNK	0	0	0	0	0

MIAMI-DADE TRANSPORTATION PLANNING ORGANIZATION
TRANSPORTATION IMPROVEMENT PROGRAM
CONGESTION MANAGEMENT PLAN (CMP)

TPO Project No	Facility/Project Name		Bicycle Accom.	Type of Work	Project Cost (\$000s)	Prior Years Cost (\$000s)	 						
Agency Project No	From/Location	To/Location	Length (miles)						Activity /Phase	Funding Source	2022 - 2023	2023 - 2024	2024 - 2025
PW1000020	SW 107 Avenue & SW 160 Street			Redesign: intersection	\$17	\$3,006	Activity /Phase	Funding Source	Proposed Funding (in \$000s)				
1000020	Intersection		0.0						2022 - 2023	2023 - 2024	2024 - 2025	2025 - 2026	2026 - 2027
									OTHER	UNK	0	0	0
PW1000021	SW 87 Avenue & SW 96 Street			New Construction: left turn lanes	\$29	\$4,662	Activity /Phase	Funding Source	Proposed Funding (in \$000s)				
1000021	Intersection		0.0						2022 - 2023	2023 - 2024	2024 - 2025	2025 - 2026	2026 - 2027
									OTHER	UNK	0	0	0
PW1000022	SW 92 Avenue & SW 64 Street			New Construction: left turn lanes	\$50	\$1,257	Activity /Phase	Funding Source	Proposed Funding (in \$000s)				
1000022	Intersection		0.0						2022 - 2023	2023 - 2024	2024 - 2025	2025 - 2026	2026 - 2027
									OTHER	UNK	0	0	0
PW1000023	SW 87 Avenue & SW 48 Street			Extension: left turn lane	\$18	\$3,474	Activity /Phase	Funding Source	Proposed Funding (in \$000s)				
1000023	Intersection		0.0						2022 - 2023	2023 - 2024	2024 - 2025	2025 - 2026	2026 - 2027
									OTHER	UNK	0	0	0
PW1000024	SW 87 Avenue & SW 128 Street			New Construction: 2 lanes	\$30	\$185	Activity /Phase	Funding Source	Proposed Funding (in \$000s)				
1000024	Intersection		0.0						2022 - 2023	2023 - 2024	2024 - 2025	2025 - 2026	2026 - 2027
									OTHER	UNK	0	0	0

MIAMI-DADE TRANSPORTATION PLANNING ORGANIZATION
TRANSPORTATION IMPROVEMENT PROGRAM
CONGESTION MANAGEMENT PLAN (CMP)



TPO Project No	Facility/Project Name	Bicycle Accom.	Type of Work	Project Cost (\$000s)	Prior Years Cost (\$000s)		
Agency Project No	From/Location To/Location	Length (miles)					

PW1000025	NW 32 Avenue & NW 119 Street		Extension: left turn lane					Proposed Funding (in \$000s)				
1000025	Intersection	0.0		\$5	\$2,883	Activity /Phase	Funding Source	2022 - 2023	2023 - 2024	2024 - 2025	2025 - 2026	2026 - 2027
						OTHER	UNK	0	0	0	0	0

PW1000026	Biscayne Boulevard		New Construction: 2 bus bays					Proposed Funding (in \$000s)				
1000026	Intersection	0.0		\$30	\$1,558	Activity /Phase	Funding Source	2022 - 2023	2023 - 2024	2024 - 2025	2025 - 2026	2026 - 2027
						OTHER	UNK	0	0	0	0	0



PW100007	NW 22 Avenue & NW 111 Street		Intersection renovation: reposition of median					Proposed Funding (in \$000s)				
1000007	Intersection	0.0		\$4	\$3,940	Activity /Phase	Funding Source	2022 - 2023	2023 - 2024	2024 - 2025	2025 - 2026	2026 - 2027
						OTHER	UNK	0	0	0	0	0

MIAMI-DADE TRANSPORTATION PLANNING ORGANIZATION
 TRANSPORTATION IMPROVEMENT PROGRAM
 CONGESTION MANAGEMENT PLAN (CMP)

TPO Project No	Facility/Project Name	Bicycle Accom.	Type of Work	Project Cost (\$000s)	Prior Years Cost (\$000s)		
Agency Project No	From/Location To/Location	Length (miles)					

XA92404	SR 924 Extension West to HEFT		2.3	Expressway Extension	\$192,369	\$31,215	Activity /Phase	Funding Source	Proposed Funding (in \$000s)				
	SR 826 / Palmetto Expwy & I-75	SR 821 / HEFT							2022 - 2023	2023 - 2024	2024 - 2025	2025 - 2026	2026 - 2027
92404	SR 826 / Palmetto Expwy & I-75	SR 821 / HEFT	2.3	Expressway Extension	\$192,369	\$31,215	PE	MDX	1,591	1,625	4,906	3,625	0
							CST	MDX	3,584	90	0	324	39,042
							ROW	MDX	9,044	2,184	9,143	7,773	0

MIAMI-DADE TRANSPORTATION PLANNING ORGANIZATION
 TRANSPORTATION IMPROVEMENT PROGRAM
 CONGESTION MANAGEMENT PLAN (CMP)



TPO Project No	Facility/Project Name	Bicycle Accom.	Type of Work	Project Cost (\$000s)	Prior Years Cost (\$000s)		
Agency Project No	From/Location To/Location	Length (miles)					

MU000053	Medley Gateway Establishment		Provide business and wayfinding signing,					Proposed Funding (in \$000s)				
53		0.0		\$50	\$3,637	Activity /Phase	Funding Source	2022 - 2023	2023 - 2024	2024 - 2025	2025 - 2026	2026 - 2027
						OTHER	UNK	0	0	0	0	0

MU000055	41 St		Corridor Improvements					Proposed Funding (in \$000s)				
55	Alton Rd Collins Ave	0.0		\$50	\$180	Activity /Phase	Funding Source	2022 - 2023	2023 - 2024	2024 - 2025	2025 - 2026	2026 - 2027
						OTHER	UNK	0	0	0	0	0

MU000056	One-waying of South Beach Local Streets		Capacity improvements					Proposed Funding (in \$000s)				
56		0.0		\$50	\$490	Activity /Phase	Funding Source	2022 - 2023	2023 - 2024	2024 - 2025	2025 - 2026	2026 - 2027
						OTHER	UNK	0	0	0	0	0

MIAMI-DADE TRANSPORTATION PLANNING ORGANIZATION
 TRANSPORTATION IMPROVEMENT PROGRAM
 CONGESTION MANAGEMENT PLAN (CMP)

TPO Project No	Facility/Project Name	Bicycle Accom.	Type of Work	Project Cost (\$000s)	Prior Years Cost (\$000s)		
Agency Project No	From/Location To/Location	Length (miles)					

TAS300361 6	SOUTH CORRIDOR BRT AND SIGNAL IMPROVEMENTS RIF DISTRICT 06		0.0	Capital improvement	\$40,437	\$16,000	Activity /Phase	Funding Source	Proposed Funding (in \$000s)				
									2022 - 2023	2023 - 2024	2024 - 2025	2025 - 2026	2026 - 2027
S3003616	Dadeland South Metrorail Station	SW 344TH ST					CST	RIF	11,000	6,269	7,437	0	0

Yearly Totals	32,190	16,796	28,079	18,315	45,635
5 Year TIP Total			\$141,015		