

MIAMI-DADE TRANSPORTATION PLANNING ORGANIZATION
 TRANSPORTATION IMPROVEMENT PROGRAM
 REGIONALLY SIGNIFICANT TRANSPORTATION IMPROVEMENTS

Regional Facility Type: **Freeway**



TPO Project No	Facility/Project Name	Length (miles)	Type of Work	Project Cost (\$000s)	Prior Years Cost (\$000s)					
Agency Project No	From /Location	To /Location								
						Detailed Project Description				


DT2511563	PORT OF MIAMI TUNNEL		0.5	NEW ROAD CONSTRUCTION	\$2,455,517	\$959,007	Activity /Phase	Funding Source	Proposed Funding (in \$000s)				
	FROM PORT OF MIAMI	TO SR 836 / I-395							2022 - 2023	2023 - 2024	2024 - 2025	2025 - 2026	2026 - 2027
2511563							DESIGN/BUILD	GMR	24,712	24,508	26,018	28,553	28,732
							DESIGN/BUILD	LF	3,113	3,207	3,303	3,402	3,504
							OPERATIONS	DI	21,726	23,323	23,248	22,192	23,535

DT4358431	SR 112 / I-195 FRONTAGE RD & RAMP REALIGNMENT (MIAMI DESIGN DISTRICT)		0.5	NEW ROAD CONSTRUCTION	\$6,687	\$428	Activity /Phase	Funding Source	Proposed Funding (in \$000s)				
									2022 - 2023	2023 - 2024	2024 - 2025	2025 - 2026	2026 - 2027
4358431							RAILROAD & UTILITIES	LF	0	0	4	0	0
							CONSTRUCTION	ACNP	0	0	5,757	0	0
							CONSTRUCTION	DI	0	0	54	0	0
							CONSTRUCTION	DIH	0	0	174	0	0
							ALTERNATIVE CONTRACTING INCENTIVES	ACNP	0	0	0	270	0

TP4370531	GOLDEN GLADES INTERCHANGE IMPROVEMENTS (MAINLINE SPUR MP 0X)		2.6	INTERCHANGE - ADD LANES	\$68,461	\$3,148	Activity /Phase	Funding Source	Proposed Funding (in \$000s)				
									2022 - 2023	2023 - 2024	2024 - 2025	2025 - 2026	2026 - 2027
4370531	Implements operational improvements at the Golden Glades Interchange for the movement from the Turnpike Mainline / SR 91 SB to I-95 SB						PRELIMINARY ENGINEERING	PKYI	10	0	0	0	0

MIAMI-DADE TRANSPORTATION PLANNING ORGANIZATION
 TRANSPORTATION IMPROVEMENT PROGRAM
 REGIONALLY SIGNIFICANT TRANSPORTATION IMPROVEMENTS

Regional Facility Type: **Freeway**

TPO Project No	Facility/Project Name	Length (miles)	Type of Work	Project Cost (\$000s)	Prior Years Cost (\$000s)					
Agency Project No	From /Location	To /Location								
Detailed Project Description										

	RAILROAD & UTILITIES	PKYI	200	0	0	0	0
	CONSTRUCTION	PKYI	92,135	0	0	0	0


TP4370532	GOLDEN GLADES INTERCHANGE BRIDGE IMPROVEMENT (#870038)	0.2	BRIDGE REPLACEMENT	\$10,097	\$944	Activity /Phase	Funding Source	Proposed Funding (in \$000s)				
4370532								2022 - 2023	2023 - 2024	2024 - 2025	2025 - 2026	2026 - 2027
						CONSTRUCTION	PKYI	9,153	0	0	0	0

TP4370533	GOLDEN GLDS INTCHG IMPROVMENT-I-95 SB	2.0	INTERCHANGE IMPROVEMENT	\$66,190	\$13,902	Activity /Phase	Funding Source	Proposed Funding (in \$000s)				
4370533	FROM 135TH ST.	TO BISCAYNE CANAL						2022 - 2023	2023 - 2024	2024 - 2025	2025 - 2026	2026 - 2027
						CONSTRUCTION	PKYI	51,268	0	1,020	0	0

TP4370534	SR 9A / I-95 NB	4.9	INTERCHANGE IMPROVEMENT	\$124,041	\$10,787	Activity /Phase	Funding Source	Proposed Funding (in \$000s)				
4370534	FROM NW 143 ST	TO GOLDEN GLADES INTERCHG & TPK CONNECTOR						2022 - 2023	2023 - 2024	2024 - 2025	2025 - 2026	2026 - 2027
						RAILROAD & UTILITIES	PKYI	200	0	0	0	0
						CONSTRUCTION	PKYI	113,054	0	0	0	0

MIAMI-DADE TRANSPORTATION PLANNING ORGANIZATION
 TRANSPORTATION IMPROVEMENT PROGRAM
 REGIONALLY SIGNIFICANT TRANSPORTATION IMPROVEMENTS

Regional Facility Type: **Freeway**

TPO Project No	Facility/Project Name	Length (miles)	Type of Work	Project Cost (\$000s)	Prior Years Cost (\$000s)	
Agency Project No	From /Location To /Location					
Detailed Project Description						


TP4370535	GOLDEN GLADES INTERCHANGE IMPROVEMENTS - SPUR	0.5	INTERCHANGE IMPROVEMENT	\$62,201	\$6,521	Activity /Phase	Funding Source	Proposed Funding (in \$000s)						
								2022 - 2023	2023 - 2024	2024 - 2025	2025 - 2026	2026 - 2027		
4370535														
							RAILROAD & UTILITIES	PKYI	1,458	0	0	0	0	0
							CONSTRUCTION	PKYI	53,512	0	710	0	0	0

TP4372111	HEFT (SR 821) - SURFACE STREET IMPROVEMENTS	0.4	INTERCHANGE JUSTIFICA/MODIFICA	\$53,978	\$5,433	Activity /Phase	Funding Source	Proposed Funding (in \$000s)						
								2022 - 2023	2023 - 2024	2024 - 2025	2025 - 2026	2026 - 2027		
4372111	FROM HAINLIN MILLS TO US 1 (MP 11-12)													
							PRELIMINARY ENGINEERING	PKYI	300	0	0	0	0	0
							ENVIRONMENTAL	PKYI	100	0	0	0	0	0
							CONSTRUCTION	PKYI	0	0	48,145	0	0	0

Yearly Totals	370,941	51,038	108,433	54,417	55,771
5 Year TIP Total		\$640,600			

MIAMI-DADE TRANSPORTATION PLANNING ORGANIZATION
 TRANSPORTATION IMPROVEMENT PROGRAM
 REGIONALLY SIGNIFICANT TRANSPORTATION IMPROVEMENTS

Regional Facility Type:

TPO Project No	Facility/Project Name		Length (miles)	Type of Work	Project Cost (\$000s)	Prior Years Cost (\$000s)	
Agency Project No	From /Location	To /Location	Detailed Project Description				

TOTAL COST - ALL PROJECTS

Yearly Totals	Proposed Funding (in \$000s)				
	2022 - 2023	2023 - 2024	2024 - 2025	2025 - 2026	2026 - 2027
370,941	51,038	108,433	54,417	55,771	
<i>5 Year TIP Total</i>				<i>640,600</i>	