


MIAMI-DADE TRANSPORTATION PLANNING ORGANIZATION
TRANSPORTATION IMPROVEMENT PROGRAM
REGIONALLY SIGNIFICANT TRANSPORTATION IMPROVEMENTS

Regional Facility Type: **Freeway**


TPO Project No	Facility/Project Name	Length (miles)	Type of Work	Project Cost (\$000s)	Prior Years Cost (\$000s)	
Agency Project No	From /Location To /Location	Detailed Project Description				

DT2511563	PORT OF MIAMI TUNNEL		0.5	NEW ROAD CONSTRUCTION	\$2,457,435	\$878,832	Activity /Phase	Funding Source	Proposed Funding (in \$000s)				
	2511563	FROM PORT OF MIAMI							TO SR 836/I-395	2020 - 2021	2021 - 2022	2022 - 2023	2023 - 2024
							DESIGN/BUILD	GMR	24,338	25,357	24,712	24,508	26,018
							DESIGN/BUILD	LF	2,935	3,023	3,113	3,207	3,303
							OPERATIONS	DI	0	19,729	21,726	23,323	23,248
							OPERATIONS	STED	19,435	0	0	0	0

DT2516881	SR 836/I-395		2.0	BRIDGE-REPLACE AND ADD LANES	\$844,858	\$829,743	Activity /Phase	Funding Source	Proposed Funding (in \$000s)				
	2516881	FROM WEST OF I-95							TO MACARTHUR CAUSEWAY BRIDGE	2020 - 2021	2021 - 2022	2022 - 2023	2023 - 2024
							DESIGN/BUILD	ACID	92	0	0	0	0
							DESIGN/BUILD	ACNP	0	3,891	0	0	0
							DESIGN/BUILD	ACNP	513	0	0	0	0
							DESIGN/BUILD	ACSU	3,872	0	0	0	0
							DESIGN/BUILD	DDR	0	6,109	0	0	0
							DESIGN/BUILD	SA	0	638	0	0	0

MIAMI-DADE TRANSPORTATION PLANNING ORGANIZATION
TRANSPORTATION IMPROVEMENT PROGRAM
REGIONALLY SIGNIFICANT TRANSPORTATION IMPROVEMENTS

Regional Facility Type: **Freeway**

TPO Project No	Facility/Project Name	Length (miles)	Type of Work	Project Cost (\$000s)	Prior Years Cost (\$000s)	
Agency Project No	From /Location To /Location	Detailed Project Description				


DT4358431	SR 112/I-195 FRONTAGE RD & RAMP REALIGNMENT (MIAMI DESIGN DISTRICT)	0.5	NEW ROAD CONSTRUCTION	\$6,359	\$429	Activity /Phase	Funding Source	Proposed Funding (in \$000s)						
								2020 - 2021	2021 - 2022	2022 - 2023	2023 - 2024	2024 - 2025		
4358431														
						RAILROAD & UTILITIES	LF	0	4	0	0	0	0	0
						CONSTRUCTION	ACNP	0	4,953	0	0	0	0	0
						CONSTRUCTION	DDR	0	432	0	0	0	0	0
						CONSTRUCTION	DI	0	53	0	0	0	0	0
						CONSTRUCTION	DIH	0	168	0	0	0	0	0
						ALTERNATIVE CONTRACTING INCENTIVES	DDR	0	0	320	0	0	0	0

TP4355421	WIDEN TURNPIKE EXT (SR 821) - NW 106 ST TO I-75 (MP 34-39) (6 TO 10) INCLUDES MANAGED LANES	6.2	ADD LANES & RECONSTRUCT	\$111,924	\$941	Activity /Phase	Funding Source	Proposed Funding (in \$000s)						
								2020 - 2021	2021 - 2022	2022 - 2023	2023 - 2024	2024 - 2025		
4355421	Widening of the Turnpike from NW 106th to I-75 from 6 to 10 lanes. Includes 2 new express lanes in each direction													
						CONSTRUCTION	PKYI	0	6,370	0	0	0	0	0

TP4355431	WIDEN HEFT	6.0	ADD LANES & RECONSTRUCT	\$214,030	\$6,441	Activity /Phase	Funding Source	Proposed Funding (in \$000s)						
								2020 - 2021	2021 - 2022	2022 - 2023	2023 - 2024	2024 - 2025		
4355431	FROM SR 836 TO NW 106 ST (MP 26-34) (6/8 LNS TO 10 INCLUDES MANAGED LANES) Widens the Turnpike/SR 821 from the Dolphin Expressway/SR 836 to NW 106th Street from 6 to 10 travel lanes. The new lanes will be and resurfacing. express lanes. Work also includes pavement reconstruction, milling													
						CONSTRUCTION	PKYI	0	12,000	0	0	0	0	0

MIAMI-DADE TRANSPORTATION PLANNING ORGANIZATION
 TRANSPORTATION IMPROVEMENT PROGRAM
 REGIONALLY SIGNIFICANT TRANSPORTATION IMPROVEMENTS

Regional Facility Type: **Freeway**


TPO Project No	Facility/Project Name	Length (miles)	Type of Work	Project Cost (\$000s)	Prior Years Cost (\$000s)	
Agency Project No	From /Location	To /Location				
Detailed Project Description						

TPO Project No	Facility/Project Name	Length (miles)	Type of Work	Project Cost (\$000s)	Prior Years Cost (\$000s)	Activity /Phase	Funding Source	Proposed Funding (in \$000s)				
								2020 - 2021	2021 - 2022	2022 - 2023	2023 - 2024	2024 - 2025
TP4372111	HEFT & SURFACE STREET IMPROVEMENTS	0.4	INTERCHANGE JUSTIFICA/MODIFICA	\$30,518	\$5,332							
4372111	FROM HAINLIN MILLS	TO US 1(MP 11-12)										
CONSTRUCTION							PKYI	0	0	25,186	0	0

Yearly Totals	51,185	82,727	75,057	51,038	52,569
5 Year TIP Total					\$312,576

MIAMI-DADE TRANSPORTATION PLANNING ORGANIZATION
 TRANSPORTATION IMPROVEMENT PROGRAM
 REGIONALLY SIGNIFICANT TRANSPORTATION IMPROVEMENTS

Regional Facility Type: **Road**


TPO Project No	Facility/Project Name	Length (miles)	Type of Work	Project Cost (\$000s)	Prior Years Cost (\$000s)	
Agency Project No	From /Location To /Location					
Detailed Project Description						

DT4232512	SR 25/OKEECHOBEE RD		4.6	ADD LANES & RECONSTRUCT	\$63,941	\$9,980	Activity /Phase	Funding Source	Proposed Funding (in \$000s)					
	FROM BROWARD COUNTY LINE	TO WEST OF HEFT							2020 - 2021	2021 - 2022	2022 - 2023	2023 - 2024	2024 - 2025	
4232512														
							RIGHT OF WAY	DDR	1,785	0	0	0	0	
							RIGHT OF WAY	DIH	10	0	0	0	0	
							CONSTRUCTION	DDR	0	66	0	0	0	
							CONSTRUCTION	DI	0	48,930	0	0	0	
							CONSTRUCTION	DIH	0	170	0	0	0	
							ALTERNATIVE CONTRACTING INCENTIVES	DS	0	0	0	3,000	0	

DT4232514	SR 25/OKEECHOBEE RD		1.4	ADD LANES & REHABILITATE PVMNT	\$626,300	\$23,079	Activity /Phase	Funding Source	Proposed Funding (in \$000s)					
	FROM E OF NW 116 WAY	TO E OF NW 87 AVE (CONCRETE)							2020 - 2021	2021 - 2022	2022 - 2023	2023 - 2024	2024 - 2025	
4232514														
							RIGHT OF WAY	ACNP	1,282	321	0	0	0	
							RIGHT OF WAY	BNIR	12,873	20,393	5,416	0	0	
							RIGHT OF WAY	DDR	0	381	0	0	0	
							RIGHT OF WAY	DIH	300	400	160	0	0	
							RIGHT OF WAY	SN	0	0	150	0	0	
							RAILROAD & UTILITIES	CFA	0	0	0	0	500	
							RAILROAD & UTILITIES	LF	0	0	0	45	0	
							CONSTRUCTION	ACNP	0	0	0	0	17,219	

MIAMI-DADE TRANSPORTATION PLANNING ORGANIZATION
 TRANSPORTATION IMPROVEMENT PROGRAM
 REGIONALLY SIGNIFICANT TRANSPORTATION IMPROVEMENTS

Regional Facility Type: **Road**

TPO Project No	Facility/Project Name	Length (miles)	Type of Work	Project Cost (\$000s)	Prior Years Cost (\$000s)					
Agency Project No	From /Location	To /Location								
Detailed Project Description										


CONSTRUCTION	CFA	0	0	0	0	265,403
CONSTRUCTION	DIH	0	0	0	0	505
CONSTRUCTION	DIS	0	0	0	0	11,440
CONSTRUCTION	DS	0	0	0	0	1,030
REPAYMENTS	DS	0	0	0	0	4,741
REPAYMENTS	SA	0	0	0	0	500

TR4335112	NE 203 ST INTERSECTION IMPROVEMENTS BETWEEN SR 5/US 1 & W DIXIE HWY	0.8	RAIL CAPACITY PROJECT	\$83,545	\$33,820	Activity /Phase	Funding Source	Proposed Funding (in \$000s)				
4335112								2020 - 2021	2021 - 2022	2022 - 2023	2023 - 2024	2024 - 2025
			RAILROAD & UTILITIES			DPTO	1,300	0	0	0	0	
			RIGHT OF WAY			DDR	2,303	0	0	0	0	
			RIGHT OF WAY			GMR	1,873	0	0	0	0	
			RIGHT OF WAY			SIWR	753	0	0	0	0	
			CONSTRUCTION			DPTO	25,065	0	0	0	0	
			CONSTRUCTION			GMR	17,918	0	0	0	0	
			CONSTRUCTION			DIH	513	0	0	0	0	

Yearly Totals	65,975	70,661	5,726	3,045	301,338
5 Year TIP Total					\$446,745

MIAMI-DADE TRANSPORTATION PLANNING ORGANIZATION
 TRANSPORTATION IMPROVEMENT PROGRAM
 REGIONALLY SIGNIFICANT TRANSPORTATION IMPROVEMENTS

Regional Facility Type:

TPO Project No	Facility/Project Name	Length (miles)	Type of Work	Project Cost (\$000s)	Prior Years Cost (\$000s)	
Agency Project No	From /Location	To /Location				
Detailed Project Description						

TOTAL COST - ALL PROJECTS

Yearly Totals	Proposed Funding (in \$000s)				
	2020 - 2021	2021 - 2022	2022 - 2023	2023 - 2024	2024 - 2025
117,160	153,388	80,783	54,083	353,907	
5 Year TIP Total				759,321	