


MIAMI-DADE TRANSPORTATION PLANNING ORGANIZATION
 TRANSPORTATION IMPROVEMENT PROGRAM
 REGIONALLY SIGNIFICANT TRANSPORTATION IMPROVEMENTS

Regional Facility Type: **Freeway**

TPO Project No	Facility/Project Name	Length (miles)	Type of Work	Project Cost (\$000s)	Prior Years Cost (\$000s)	
Agency Project No	From /Location	To /Location				
Detailed Project Description						


DT2511563	PORT OF MIAMI TUNNEL	0.5	NEW ROAD CONSTRUCTION	\$2,514,664	\$790,186	Activity /Phase	Funding Source	Proposed Funding (in \$000s)					
2511563	FROM PORT OF MIAMI	TO SR 836/I-395						2018 - 2019	2019 - 2020	2020 - 2021	2021 - 2022	2022 - 2023	
								DESIGN/BUILD	LF	2,766	2,849	2,935	3,023
							DESIGN/BUILD	GMR	22,152	22,990	24,338	25,357	24,712
						OPERATIONS	DI	19,107	19,507	19,435	19,729	21,726	

DT2516881	SR 836/I-395	1.7	BRIDGE-REPLACE AND ADD LANES	\$800,474	\$680,011	Activity /Phase	Funding Source	Proposed Funding (in \$000s)					
2516881	FROM WEST OF I-95	TO MACARTHUR CAUSEWAY BRIDGE						2018 - 2019	2019 - 2020	2020 - 2021	2021 - 2022	2022 - 2023	
								DESIGN/BUILD	DDR	340	0	0	0
							DESIGN/BUILD	DI	15,673	555	569	0	0
						DESIGN/BUILD	DI	3,326	0	0	0	0	
						DESIGN/BUILD	STED	100,000	0	0	0	0	

DT4231262	SR 9A/I-95 SB RAMP TO WB SR 836	0.2	INTERCHANGE IMPROVEMENT	\$41,665	\$0	Activity /Phase	Funding Source	Proposed Funding (in \$000s)					
4231262								2018 - 2019	2019 - 2020	2020 - 2021	2021 - 2022	2022 - 2023	
								DESIGN/BUILD	DI	0	5,699	0	0
							DESIGN/BUILD	DIH	0	966	0	0	0

MIAMI-DADE TRANSPORTATION PLANNING ORGANIZATION
 TRANSPORTATION IMPROVEMENT PROGRAM
 REGIONALLY SIGNIFICANT TRANSPORTATION IMPROVEMENTS

Regional Facility Type: **Freeway**

TPO Project No	Facility/Project Name	Length (miles)	Type of Work	Project Cost (\$000s)	Prior Years Cost (\$000s)						
Agency Project No	From /Location	To /Location									
Detailed Project Description											


	DESIGN/BUILD	STED	0	35,000	0	0	0
--	--------------	------	---	--------	---	---	---

DT4283581	SR 826/PALMETTO EXPRESSWAY SR 826 EB RAMP TO SR 9A/I-95 NB	4.4	INTERCHANGE RAMP (NEW)	\$187,874	\$27,892	Activity /Phase	Funding Source	Proposed Funding (in \$000s)				
								2018 - 2019	2019 - 2020	2020 - 2021	2021 - 2022	2022 - 2023
4283581						RIGHT OF WAY	DI	621	0	0	0	0
						RIGHT OF WAY	DSBD	9,580	0	0	0	0
						CONSTRUCTION	ACNP	0	0	22,924	0	0
						CONSTRUCTION	DDR	0	0	0	9,721	5,705
						CONSTRUCTION	DIH	0	0	929	0	0
						CONSTRUCTION	DSBD	0	0	110,502	0	0

DT4283584	GOLDEN GLADES INTERCHANGE VARIOUS RAMP IMPROVEMENTS	1.8	INTERCHANGE RAMP (NEW)	\$56,956	\$978	Activity /Phase	Funding Source	Proposed Funding (in \$000s)				
								2018 - 2019	2019 - 2020	2020 - 2021	2021 - 2022	2022 - 2023
4283584						PRELIMINARY ENGINEERING	DDR	300	300	150	0	0
						PRELIMINARY ENGINEERING	DS	275	0	0	0	0
						CONSTRUCTION	ACNP	0	0	54,575	0	0
						CONSTRUCTION	DIH	0	0	378	0	0

MIAMI-DADE TRANSPORTATION PLANNING ORGANIZATION
TRANSPORTATION IMPROVEMENT PROGRAM
REGIONALLY SIGNIFICANT TRANSPORTATION IMPROVEMENTS

Regional Facility Type: **Freeway**


TPO Project No	Facility/Project Name	Length (miles)	Type of Work	Project Cost (\$000s)	Prior Years Cost (\$000s)	
Agency Project No	From /Location To /Location					
Detailed Project Description						

DT4283585	SR 9A/I-95 NB	2.2	WIDEN/RESURFACE EXIST LANES	\$42,378	\$1,052	Activity /Phase	Funding Source	Proposed Funding (in \$000s)					
								2018 - 2019	2019 - 2020	2020 - 2021	2021 - 2022	2022 - 2023	
4283585	FROM BISCAYNE RIVER CANAL TO SR 860/MIAMI GARDEN DR												
						RAILROAD & UTILITIES	ACNP	0	0	1,402	0	0	
						CONSTRUCTION	ACNP	0	0	39,924	0	0	

DT4283588	SR 826 CONNECTOR	1.5	ADD LANES & RECONSTRUCT	\$69,726	\$3,793	Activity /Phase	Funding Source	Proposed Funding (in \$000s)					
								2018 - 2019	2019 - 2020	2020 - 2021	2021 - 2022	2022 - 2023	
4283588	AT GOLDEN GLADES INTERCHG AND VARIOUS RAMPS												
						RIGHT OF WAY	DDR	453	850	108	0	0	
						RIGHT OF WAY	DIH	10	15	6	0	0	
						RIGHT OF WAY	DSBD	1,718	0	0	0	0	
						CONSTRUCTION	ACNP	0	0	40,836	0	0	
						CONSTRUCTION	SU	0	0	8,737	2,244	0	
						CONSTRUCTION	DDR	0	0	1,673	0	0	
						CONSTRUCTION	DIH	0	0	162	0	0	
						CONSTRUCTION	DS	0	0	0	2,536	1,712	
						CONSTRUCTION	DSBD	0	0	4,173	0	0	
						ALTERNATIVE CONTRACTING INCENTIVES	SU	0	0	0	0	700	

MIAMI-DADE TRANSPORTATION PLANNING ORGANIZATION
 TRANSPORTATION IMPROVEMENT PROGRAM
 REGIONALLY SIGNIFICANT TRANSPORTATION IMPROVEMENTS

Regional Facility Type: **Freeway**


TPO Project No	Facility/Project Name	Length (miles)	Type of Work	Project Cost (\$000s)	Prior Years Cost (\$000s)	
Agency Project No	From /Location To /Location					
Detailed Project Description						

DT4357601	SR 826/PALMETTO EXPRESSWAY		1.9	ADD LANES & RECONSTRUCT	\$234,697	\$10,916	Activity /Phase	Funding Source	Proposed Funding (in \$000s)				
	4357601	FROM I-75							TO N OF CANAL C-8 BRIDGE (APPROX NW 162 ST)	2018 - 2019	2019 - 2020	2020 - 2021	2021 - 2022
							RIGHT OF WAY	ACNP	10,000	763	0	0	0
							RIGHT OF WAY	SU	0	8,650	0	0	0
							RIGHT OF WAY	DDR	942	0	0	0	0
							RIGHT OF WAY	DIH	50	50	40	0	0
							RIGHT OF WAY	DSBD	0	200	4,400	0	0
							CONSTRUCTION	ACNP	0	0	0	78,828	14,116
							CONSTRUCTION	DDR	0	0	0	5,320	2,499
							CONSTRUCTION	DI	0	0	0	97,368	0
							CONSTRUCTION	DIH	0	0	0	555	0

DT4357602	SR 826/PALMETTO EXPRESSWAY		1.6	ADD LANES & RECONSTRUCT	\$121,059	\$6,496	Activity /Phase	Funding Source	Proposed Funding (in \$000s)				
	4357602	FROM N OF CANAL C-8 BRIDGE (NW 162 ST)							TO E OF NW 67 AVE	2018 - 2019	2019 - 2020	2020 - 2021	2021 - 2022
							RIGHT OF WAY	DDR	406	100	0	0	0
							RIGHT OF WAY	DIH	31	30	30	0	0
							RIGHT OF WAY	ACNP	4,500	2,500	0	0	0
							RIGHT OF WAY	DSBD	0	0	861	0	0
							CONSTRUCTION	ACNP	0	0	0	88,414	7,399
							CONSTRUCTION	DI	0	0	0	9,737	0

MIAMI-DADE TRANSPORTATION PLANNING ORGANIZATION
 TRANSPORTATION IMPROVEMENT PROGRAM
 REGIONALLY SIGNIFICANT TRANSPORTATION IMPROVEMENTS

Regional Facility Type: **Freeway**

TPO Project No	Facility/Project Name	Length (miles)	Type of Work	Project Cost (\$000s)	Prior Years Cost (\$000s)					
Agency Project No	From /Location	To /Location				Detailed Project Description				

CONSTRUCTION	DIH	0	0	0	555	0
--------------	-----	---	---	---	-----	---

DT4358431	SR 112/I-195 FRONTAGE RD & RAMP REALIGNMENT (MIAMI DESIGN DISTRICT)	0.5	NEW ROAD CONSTRUCTION	\$6,350	\$447	Activity /Phase	Funding Source	Proposed Funding (in \$000s)						
								2018 - 2019	2019 - 2020	2020 - 2021	2021 - 2022	2022 - 2023		
4358431														
			RAILROAD & UTILITIES			LF		0	4	0	0	0		
			CONSTRUCTION			ACNP		0	4,862	0	0	0		
			CONSTRUCTION			DDR		0	433	0	0	0		
			CONSTRUCTION			DIH		0	351	0	0	0		
			CONSTRUCTION			DIS		0	53	0	0	0		
			ALTERNATIVE CONTRACTING INCENTIVES			DDR		0	0	200	0	0		

TP4150514	WIDEN HEFT - BIRD RD - SR 836(MP 23.8-26) 6 TO 10 LANES INC EXPRESS LANES	3.1	ADD LANES & RECONSTRUCT	\$155,241	\$155,051	Activity /Phase	Funding Source	Proposed Funding (in \$000s)						
								2018 - 2019	2019 - 2020	2020 - 2021	2021 - 2022	2022 - 2023		
4150514														
			DESIGN/BUILD			PKBD		10,280	0	0	0	0		

TP4233722	WIDEN HEFT - SW 288 ST TO SW 216 ST (MP 5-11.8) 4 TO 6 LANES INC EXPRESS LANES	6.5	ADD LANES & RECONSTRUCT	\$82,220	\$81,755	Activity /Phase	Funding Source	Proposed Funding (in \$000s)						
								2018 - 2019	2019 - 2020	2020 - 2021	2021 - 2022	2022 - 2023		
4233722														
			DESIGN/BUILD			PKYI		6,785	0	0	0	0		

MIAMI-DADE TRANSPORTATION PLANNING ORGANIZATION
 TRANSPORTATION IMPROVEMENT PROGRAM
 REGIONALLY SIGNIFICANT TRANSPORTATION IMPROVEMENTS

Regional Facility Type: **Freeway**



TPO Project No	Facility/Project Name	Length (miles)	Type of Work	Project Cost (\$000s)	Prior Years Cost (\$000s)					
Agency Project No	From /Location	To /Location	Detailed Project Description							


TP4355421	WIDEN HEFT - NW 106TH ST TO I-75 (MP 34-39) 6 TO 10 LANES W/EXP LANES	6.2	ADD LANES & RECONSTRUCT	\$111,924	\$763	Activity /Phase	Funding Source	Proposed Funding (in \$000s)				
								2018 - 2019	2019 - 2020	2020 - 2021	2021 - 2022	2022 - 2023
4355421	Widening of the Turnpike from NW 106th to I-75 from 6 to 10 lanes. Includes 2 new express lanes in each direction											
						PRELIMINARY ENGINEERING	PKYI	4,000	0	0	0	0
						RAILROAD & UTILITIES	PKYI	150	0	0	0	0
						CONSTRUCTION	PKYI	194,002	0	5,400	0	0

TP4355431	WIDEN HEFT - SR 836 TO NW 106TH ST (MP26-34) 6/8 TO 10 LANES INC EXP LANES	6.0	ADD LANES & RECONSTRUCT	\$214,030	\$6,068	Activity /Phase	Funding Source	Proposed Funding (in \$000s)				
								2018 - 2019	2019 - 2020	2020 - 2021	2021 - 2022	2022 - 2023
4355431	Widens the Turnpike/SR 821 from the Dolphin Expressway/SR 836 to NW 106th Street from 6 to 10 travel lanes. The new lanes will be express lanes. Work also includes pavement reconstruction, milling and resurfacing.											
						RAILROAD & UTILITIES	PKYI	2,400	0	0	0	0
						ENVIRONMENTAL	PKYI	90	0	0	0	0
						CONSTRUCTION	PKYI	230,705	0	9,001	0	0

TP4370531	GOLDEN GLADES INTERCHANGE IMPROVEMENTS (MAINLINE SPUR MP 0X)	2.7	INTERCHANGE - ADD LANES	\$68,461	\$3,035	Activity /Phase	Funding Source	Proposed Funding (in \$000s)				
								2018 - 2019	2019 - 2020	2020 - 2021	2021 - 2022	2022 - 2023
4370531	Implements operational improvements at the Golden Glades Interchange for the movement from the Turnpike Mainline / SR 91 SB to I-95 SB											
						RIGHT OF WAY	PKYI	6,138	0	0	0	0
						CONSTRUCTION	PKBD	0	0	117,646	0	0
						CONSTRUCTION	PKYI	0	0	10	0	0

MIAMI-DADE TRANSPORTATION PLANNING ORGANIZATION
 TRANSPORTATION IMPROVEMENT PROGRAM
 REGIONALLY SIGNIFICANT TRANSPORTATION IMPROVEMENTS

Regional Facility Type: **Freeway**

TPO Project No	Facility/Project Name	Length (miles)	Type of Work	Project Cost (\$000s)	Prior Years Cost (\$000s)	
Agency Project No	From /Location To /Location					
Detailed Project Description						



TP4370532	GOLDEN GLADES INTERCHANGE BRIDGE IMPROVEMENT (#870038)	0.1	BRIDGE REPLACEMENT	\$11,134	\$740	Activity /Phase	Funding Source	Proposed Funding (in \$000s)						
								2018 - 2019	2019 - 2020	2020 - 2021	2021 - 2022	2022 - 2023		
4370532														
						CONSTRUCTION	PKBD	0	0	9,568	0	0		
						CONSTRUCTION	PKYI	0	0	826	0	0		

TP4370533	GOLDEN GLADES INTERCHANGE IMPROVEMENT - I-95 SOUTHBOUND	1.1	INTERCHANGE IMPROVEMENT	\$63,080	\$3,328	Activity /Phase	Funding Source	Proposed Funding (in \$000s)						
								2018 - 2019	2019 - 2020	2020 - 2021	2021 - 2022	2022 - 2023		
4370533														
						RIGHT OF WAY	PKYI	1,953	3,830	1,764	0	0		
						CONSTRUCTION	PKBD	0	0	49,994	0	0		
						CONSTRUCTION	PKYI	0	0	11	2,200	0		

TP4370534	GOLDEN GLADES INTERCHANGE IMPROVEMENTS N/B DIRECT CONNECT BRIDGE	0.5	NEW BRIDGE CONSTRUCTION	\$57,267	\$5,038	Activity /Phase	Funding Source	Proposed Funding (in \$000s)						
								2018 - 2019	2019 - 2020	2020 - 2021	2021 - 2022	2022 - 2023		
4370534														
						CONSTRUCTION	PKBD	0	0	52,218	0	0		
						CONSTRUCTION	PKYI	0	0	11	0	0		

MIAMI-DADE TRANSPORTATION PLANNING ORGANIZATION
TRANSPORTATION IMPROVEMENT PROGRAM
REGIONALLY SIGNIFICANT TRANSPORTATION IMPROVEMENTS

Regional Facility Type: **Freeway**

TPO Project No	Facility/Project Name	Length (miles)	Type of Work	Project Cost (\$000s)	Prior Years Cost (\$000s)					
Agency Project No	From /Location To /Location									
	Detailed Project Description									


TP4370535	GOLDEN GLADES INTERCHANGE IMPROVEMENTS - SPUR	0.5	INTERCHANGE IMPROVEMENT	\$31,572	\$3,282	Activity /Phase	Funding Source	Proposed Funding (in \$000s)				
4370535								2018 - 2019	2019 - 2020	2020 - 2021	2021 - 2022	2022 - 2023
						CONSTRUCTION	PKBD	0	0	27,490	0	0
						CONSTRUCTION	PKYI	0	0	0	800	0

TP4372111	HEFT & SURFACE ST IMPROVEMENTS	0.4	INTERCHANGE JUSTIFICA/MODIFICA	\$30,874	\$3,379	Activity /Phase	Funding Source	Proposed Funding (in \$000s)				
4372111	FROM HAINLIN MILLS TO US 1 MP 11-12							2018 - 2019	2019 - 2020	2020 - 2021	2021 - 2022	2022 - 2023
						RAILROAD & UTILITIES	PKYI	0	650	0	0	0
						ENVIRONMENTAL	PKYI	50	0	0	0	0
						CONSTRUCTION	PKYI	0	26,795	0	0	0

XA83611	SR 836/I-95 Interchange Improvements	2.0	Widening and Operational Improvements	\$240,884	\$61,824	Activity /Phase	Funding Source	Proposed Funding (in \$000s)				
83611	NW 17th Ave I-95							2018 - 2019	2019 - 2020	2020 - 2021	2021 - 2022	2022 - 2023
Improvements to SR 836 from NW 17th Avenue to I-95, includes widening and operational improvements to SR 836 EB from NW 17th Ave to I-95 Interchange, widening of the SR 836 bridges over the Miami River and improvements to the SR 836 WB mainline, and new connector serving SB I-95 traffic destined WB on SR 836 and to the Civic Center.						RIGHT OF WAY	MDX	2,467	0	0	0	0
						DESIGN/BUILD	MDX	40,248	47,204	40,584	41,375	7,182

MIAMI-DADE TRANSPORTATION PLANNING ORGANIZATION
 TRANSPORTATION IMPROVEMENT PROGRAM
 REGIONALLY SIGNIFICANT TRANSPORTATION IMPROVEMENTS

Regional Facility Type: **Freeway**

TPO Project No	Facility/Project Name	Length (miles)	Type of Work	Project Cost (\$000s)	Prior Years Cost (\$000s)	
Agency Project No	From /Location To /Location					
Detailed Project Description						


XA83634	SR 836 (DOLPHIN) NEW HEFT RAMP CONNECTIONS	0.0	New Connector	\$51,190	\$5,233	Activity /Phase	Funding Source	Proposed Funding (in \$000s)					
83634	NORTHBOUND / SOUTHBOUND HEFT	EASTBOUND / WESTBOUND SR 836 (DOLPHIN)						2018 - 2019	2019 - 2020	2020 - 2021	2021 - 2022	2022 - 2023	
	New connections from SR 836 to the HEFT, includes EB SR 836 to NB HEFT general purpose lanes, and SB HEFT general purpose lanes to WB SR 836, as well as ramps to and from the Dolphin Station Park & Ride. Partnership with FTE.							20,823	15,547	9,587	0	0	
DESIGN/BUILD								MDX					

XA92404	SR 924 Gratigny West Extension to HEFT	2.3	System Expansion	\$292,895	\$28,469	Activity /Phase	Funding Source	Proposed Funding (in \$000s)					
92404	SR 826 (Palmetto) / I-75	SR 821 (HEFT)						2018 - 2019	2019 - 2020	2020 - 2021	2021 - 2022	2022 - 2023	
	Expressway extension from SR 924 west to the Homestead Extension of the Florida's Turnpike (HEFT).							1,102	0	0	0	0	
PLANNING								MDX					
RIGHT OF WAY								MDX	14,845	3,185	3,553	0	0
DESIGN/BUILD								MDX	7,241	24,137	48,273	25,343	15,689

Yearly Totals	735,529	228,075	715,223	413,105	104,553
5 Year TIP Total			\$2,196,485		

MIAMI-DADE TRANSPORTATION PLANNING ORGANIZATION
 TRANSPORTATION IMPROVEMENT PROGRAM
 REGIONALLY SIGNIFICANT TRANSPORTATION IMPROVEMENTS

Regional Facility Type: **Multimodal**


TPO Project No	Facility/Project Name	Length (miles)	Type of Work	Project Cost (\$000s)	Prior Years Cost (\$000s)	
Agency Project No	From /Location To /Location	Detailed Project Description				

TA2516846	GOLDEN GLADES MULTI- MODAL TERMINAL	0.0	INTERMODAL HUB CAPACITY	\$69,159	\$61,421	Activity /Phase	Funding Source	Proposed Funding (in \$000s)				
								2018 - 2019	2019 - 2020	2020 - 2021	2021 - 2022	2022 - 2023
2516846						DESIGN/BUILD	SU	2,759	0	0	0	0
						DESIGN/BUILD	DDR	867	2,570	0	0	0
						DESIGN/BUILD	TRIP	358	0	0	0	0
						DESIGN/BUILD	TRWR	1,184	0	0	0	0

Yearly Totals	5,168	2,570	0	0	0
5 Year TIP Total					\$7,738

MIAMI-DADE TRANSPORTATION PLANNING ORGANIZATION
 TRANSPORTATION IMPROVEMENT PROGRAM
 REGIONALLY SIGNIFICANT TRANSPORTATION IMPROVEMENTS

Regional Facility Type: **Road**


TPO Project No	Facility/Project Name	Length (miles)	Type of Work	Project Cost (\$000s)	Prior Years Cost (\$000s)	
Agency Project No	From /Location To /Location					
Detailed Project Description						

DT4055756	SW 312 ST/CAMPBELL DR		0.8	FLEXIBLE PAVEMENT RECONSTRUCT.	\$45,125	\$6,471	Activity /Phase	Funding Source	Proposed Funding (in \$000s)						
	FROM SR 997/KROME AVE	TO SR 5/US 1 (TRUCK BYPASS)							2018 - 2019	2019 - 2020	2020 - 2021	2021 - 2022	2022 - 2023		
4055756															
							RAILROAD & UTILITIES	LF	2,000	0	0	0	0	0	
							RIGHT OF WAY	ACNP	1,604	0	0	0	0	0	
							RIGHT OF WAY	ACSA	4,479	0	0	0	0	0	
							RIGHT OF WAY	SA	3,400	7,350	0	0	0	0	
							RIGHT OF WAY	SU	3,905	0	0	0	0	0	
							CONSTRUCTION	ACSU	627	0	0	0	0	0	
							CONSTRUCTION	SA	51	0	0	0	0	0	
							CONSTRUCTION	SU	12,479	2,069	0	0	0	0	
							ALTERNATIVE CONTRACTING INCENTIVES	SU	0	0	0	690	0	0	

DT4232512	SR 25/OKEECHOBEE RD		4.6	ADD LANES & RECONSTRUCT	\$52,635	\$5,042	Activity /Phase	Funding Source	Proposed Funding (in \$000s)						
	FROM BROWARD COUNTY LINE	TO WEST OF HEFT							2018 - 2019	2019 - 2020	2020 - 2021	2021 - 2022	2022 - 2023		
4232512															
							RIGHT OF WAY	DDR	4,100	2,009	0	0	0	0	
							RIGHT OF WAY	DIH	60	50	0	0	0	0	
							CONSTRUCTION	DDR	0	0	0	2,123	0		
							CONSTRUCTION	DI	0	0	0	39,072	0		
							CONSTRUCTION	DIH	0	0	0	179	0		

MIAMI-DADE TRANSPORTATION PLANNING ORGANIZATION
 TRANSPORTATION IMPROVEMENT PROGRAM
 REGIONALLY SIGNIFICANT TRANSPORTATION IMPROVEMENTS

Regional Facility Type: **Road**


TPO Project No	Facility/Project Name	Length (miles)	Type of Work	Project Cost (\$000s)	Prior Years Cost (\$000s)	
Agency Project No	From /Location To /Location	Detailed Project Description				

DT4232515	SR 25/OKEECHOBEE RD		1.8	ADD LANES & REHABILITATE PAVEMENT	\$134,720	\$13,301	Activity /Phase	Funding Source	Proposed Funding (in \$000s)				
	4232515	FROM E OF NW 107 AVE							TO E OF NW 116 WAY (CONCRETE)	2018 - 2019	2019 - 2020	2020 - 2021	2021 - 2022
							RIGHT OF WAY	BNDS	20	0	0	0	0
							RIGHT OF WAY	BNIR	3,144	11,355	0	0	0
							RIGHT OF WAY	DI	7,356	0	0	0	0
							RIGHT OF WAY	DIH	150	80	0	0	0
							CONSTRUCTION	ACNP	0	0	55,390	0	0
							CONSTRUCTION	DIH	0	0	684	0	0
							CONSTRUCTION	STED	0	0	43,240	0	0

DT4232516	SR 25/OKEECHOBEE RD		0.8	ADD LANES & REHABILITATE PVMNT	\$33,134	\$2,781	Activity /Phase	Funding Source	Proposed Funding (in \$000s)				
	4232516	FROM W OF NW 138 ST							TO E OF NW 107 AVE (CONCRETE)	2018 - 2019	2019 - 2020	2020 - 2021	2021 - 2022
							CONSTRUCTION	DDR	1,276	0	0	0	0
							CONSTRUCTION	DIH	232	0	0	0	0
							CONSTRUCTION	DIS	11,175	0	0	0	0
							CONSTRUCTION	SIWR	3,175	0	0	0	0
							CONSTRUCTION	PKYI	14,495	0	0	0	0

MIAMI-DADE TRANSPORTATION PLANNING ORGANIZATION
 TRANSPORTATION IMPROVEMENT PROGRAM
 REGIONALLY SIGNIFICANT TRANSPORTATION IMPROVEMENTS

Regional Facility Type: **Road**

TPO Project No	Facility/Project Name	Length (miles)	Type of Work	Project Cost (\$000s)	Prior Years Cost (\$000s)	
Agency Project No	From /Location To /Location					
Detailed Project Description						

DT4273691	SR 997/KROME AVE		3.7	ADD LANES & RECONSTRUCT	\$96,030	\$27,817	Activity /Phase	Funding Source	Proposed Funding (in \$000s)				
	4273691	FROM SW 296 ST							TO S OF SW 232 ST	2018 - 2019	2019 - 2020	2020 - 2021	2021 - 2022
							RIGHT OF WAY	DDR	6,555	5,000	0	0	0
							RIGHT OF WAY	DIH	800	0	0	0	0
							RIGHT OF WAY	DSBD	10,782	0	0	0	0
							RAILROAD & UTILITIES	LF	6	0	0	0	0
							CONSTRUCTION	ACNP	36,027	5,275	0	0	0
							CONSTRUCTION	DDR	1,440	528	0	0	0
							ALTERNATIVE CONTRACTING INCENTIVES	ACNP	0	0	0	820	0
							ALTERNATIVE CONTRACTING INCENTIVES	DDR	0	0	0	980	0

Yearly Totals	129,338	33,716	99,314	43,864	0
5 Year TIP Total				\$306,232	

TOTAL COST - ALL PROJECTS

Yearly Totals	Proposed Funding (in \$000s)				
	2018 - 2019	2019 - 2020	2020 - 2021	2021 - 2022	2022 - 2023
	870,035	264,361	814,537	456,969	104,553
5 Year TIP Total				2,510,455	