


MIAMI-DADE TRANSPORTATION PLANNING ORGANIZATION
 TRANSPORTATION IMPROVEMENT PROGRAM
 FREIGHT-RELATED TRANSPORTATION IMPROVEMENTS

FL Dept. of Transportation

FLP: MULTIMODAL FACILITY

TPO Project No	Facility/Project Name	Length (miles)	Type of Work	Project Cost (\$000s)	Prior Years Cost (\$000s)	
Agency Project No	From /Location To /Location		Cross-Referenced TIP Book Page Number			

TA4379471	FREIGHT VILLAGE ANALYSIS STUDY COUNTYWIDE	0.0	MODAL SYSTEMS PLANNING	\$320	\$0	Activity /Phase	Funding Source	Proposed Funding (in \$000s)				
			A1-28					2018 - 2019	2019 - 2020	2020 - 2021	2021 - 2022	2022 - 2023
4379471						PDE	DIH	0	0	20	0	0
						PDE	DS	0	0	300	0	0

TA4379491	HIALEAH FREIGHT ACCESSIBILITY IMPROVEMENT STUDY	0.0	MODAL SYSTEMS PLANNING	\$470	\$0	Activity /Phase	Funding Source	Proposed Funding (in \$000s)				
			A1-29					2018 - 2019	2019 - 2020	2020 - 2021	2021 - 2022	2022 - 2023
4379491						PDE	DIH	20	0	0	0	0
						PDE	DS	450	0	0	0	0

TA4379501	DISTRICT INTERMODAL LOGISTIC CENTER (ILC) DEVELOPMENT	0.0	MODAL SYSTEMS PLANNING	\$320	\$0	Activity /Phase	Funding Source	Proposed Funding (in \$000s)				
			A1-29					2018 - 2019	2019 - 2020	2020 - 2021	2021 - 2022	2022 - 2023
4379501						PDE	DIH	0	0	0	20	0
						PDE	DS	0	0	0	300	0

TA4379991	HOMESTEAD FREIGHT IMPROVEMENT PLAN STUDY	0.0	MODAL SYSTEMS PLANNING	\$470	\$0	Activity /Phase	Funding Source	Proposed Funding (in \$000s)				
			A1-30					2018 - 2019	2019 - 2020	2020 - 2021	2021 - 2022	2022 - 2023
4379991						PDE	DIH	0	20	0	0	0
						PDE	DS	0	450	0	0	0

MIAMI-DADE TRANSPORTATION PLANNING ORGANIZATION
 TRANSPORTATION IMPROVEMENT PROGRAM
 FREIGHT-RELATED TRANSPORTATION IMPROVEMENTS


TPO Project No	Facility/Project Name		Length (miles)	Type of Work	Project Cost (\$000s)	Prior Years Cost (\$000s)	
Agency Project No	From /Location	To /Location		Cross-Referenced TIP Book Page Number			

Yearly Totals	17,013	18,566	19,880	320	0
5 Year TIP Total				\$55,779	

MIAMI-DADE TRANSPORTATION PLANNING ORGANIZATION
 TRANSPORTATION IMPROVEMENT PROGRAM
 FREIGHT-RELATED TRANSPORTATION IMPROVEMENTS

Miami-Dade Seaport Department

FLP: SEAPORT

TPO Project No	Facility/Project Name	Length (miles)	Type of Work	Project Cost (\$000s)	Prior Years Cost (\$000s)	
Agency Project No	From /Location To /Location		Cross-Referenced TIP Book Page Number			

SP4406171	PORT OF MIAMI INLAND CARGO AND CONTAINER DISTRIBUTION CENTER	0.0	SEAPORT CAPACITY PROJECT	\$400	\$400	Activity /Phase	Funding Source	Proposed Funding (in \$000s)				
								2018 - 2019	2019 - 2020	2020 - 2021	2021 - 2022	2022 - 2023
4406171			A1-33					0	0	0	0	0
						CAP		0	0	0	0	0
						CAP		0	0	0	0	0


SP4406172	PORT OF MIAMI INLAND CARGO AND CONTAINER DISTRIBUTION CENTER	0.0	SEAPORT CAPACITY PROJECT	\$14,768	\$0	Activity /Phase	Funding Source	Proposed Funding (in \$000s)				
								2018 - 2019	2019 - 2020	2020 - 2021	2021 - 2022	2022 - 2023
4406172			A1-33					0	0	14,768	0	0
						CAP	ACFP	0	0	14,768	0	0

Yearly Totals	17,013	18,566	19,880	320	0
5 Year TIP Total				\$55,779	

MIAMI-DADE TRANSPORTATION PLANNING ORGANIZATION
 TRANSPORTATION IMPROVEMENT PROGRAM
 FREIGHT-RELATED TRANSPORTATION IMPROVEMENTS

FL Dept. of Transportation

HIGHWAYS

TPO Project No	Facility/Project Name	Length (miles)	Type of Work	Project Cost (\$000s)	Prior Years Cost (\$000s)	
Agency Project No	From /Location To /Location		Cross-Referenced TIP Book Page Number			

DT4364261	SR 948/NW 36 ST	3.7	MODAL SYSTEMS PLANNING	\$805	\$0	Activity /Phase	Funding Source	Proposed Funding (in \$000s)						
								2018 - 2019	2019 - 2020	2020 - 2021	2021 - 2022	2022 - 2023		
4364261	FROM SR 826/PALMETTO EXPRESSWAY TO SR 5/ US 1		A1-380											
						PLN	D	0	5	0	0	0	0	0
						PLN	DDR	0	800	0	0	0	0	0

Yearly Totals	17,013	18,566	19,880	320	0
5 Year TIP Total			\$55,779		

MIAMI-DADE TRANSPORTATION PLANNING ORGANIZATION
 TRANSPORTATION IMPROVEMENT PROGRAM
 FREIGHT-RELATED TRANSPORTATION IMPROVEMENTS

Municipalities

MUNICIPAL

TPO Project No	Facility/Project Name		Length (miles)	Type of Work	Project Cost (\$000s)	Prior Years Cost (\$000s)	
Agency Project No	From /Location	To /Location		Cross-Referenced TIP Book Page Number			


MU000048	Medley Freight Hub Streetlight and local roadway Improvements	0.0	Improve the local infrastructure to and from businesses in the Medley area-Pavement turning radii 15 mile	\$50	\$5,368	Activity /Phase	Funding Source	Proposed Funding (in \$000s)						
								2018 - 2019	2019 - 2020	2020 - 2021	2021 - 2022	2022 - 2023		
48			A16-2											
						OTHER	UNK	0	0	0	0	0	0	0

Yearly Totals	17,013	18,566	19,880	320	0
5 Year TIP Total				\$55,779	

MIAMI-DADE TRANSPORTATION PLANNING ORGANIZATION
 TRANSPORTATION IMPROVEMENT PROGRAM
 FREIGHT-RELATED TRANSPORTATION IMPROVEMENTS

Miami-Dade Seaport Department

SEAPORT

TPO Project No	Facility/Project Name	Length (miles)	Type of Work	Project Cost (\$000s)	Prior Years Cost (\$000s)	
Agency Project No	From /Location To /Location		Cross-Referenced TIP Book Page Number			

SP644520	Container Yard Improvements Seaboard	0.0	Container Yard Improvements	\$54,723	\$18,292	Activity /Phase	Funding Source	Proposed Funding (in \$000s)						
								2018 - 2019	2019 - 2020	2020 - 2021	2021 - 2022	2022 - 2023		
644520	Dante B. Fascell PORTMIAMI Seaboard		A10-5											
						CST	Seaport	16,543	17,291	2,597	0	0		

Yearly Totals	17,013	18,566	19,880	320	0
5 Year TIP Total					\$55,779

MIAMI-DADE TRANSPORTATION PLANNING ORGANIZATION
 TRANSPORTATION IMPROVEMENT PROGRAM
 FREIGHT-RELATED TRANSPORTATION IMPROVEMENTS

Florida's Turnpike

TURNPIKE

TPO Project No	Facility/Project Name		Length (miles)	Type of Work	Project Cost (\$000s)	Prior Years Cost (\$000s)	
Agency Project No	From /Location	To /Location		Cross-Referenced TIP Book Page Number			

TP4233734	GOLDEN GLADES TRUCK TRAVEL CENTER	0.5	MODAL SYSTEMS PLANNING	\$2,520	\$325	Activity /Phase	Funding Source	Proposed Funding (in \$000s)				
								2018 - 2019	2019 - 2020	2020 - 2021	2021 - 2022	2022 - 2023
4233734			A2-13			PE	ACFP	0	0	2,195	0	0
						PE	DS	0	0	0	0	0
						PE	PKYI	0	0	0	0	0
						PDE	PKYI	0	0	0	0	0
						CST	PKYI	0	0	0	0	0

Yearly Totals	17,013	18,566	19,880	320	0
<i>5 Year TIP Total</i>				<i>\$55,779</i>	