



MIAMI-DADE TRANSPORTATION PLANNING ORGANIZATION  
TRANSPORTATION IMPROVEMENT PROGRAM  
CONGESTION MANAGEMENT PLAN (CMP)

TPO Project No	Facility/Project Name	Bicycle Accom.	Type of Work	Project Cost (\$000s)	Prior Years Cost (\$000s)		
Agency Project No	From/Location To/Location	Length (miles)					

PW000762	S Miami Avenue and S 10 Street		Traffic signal			Proposed Funding (in \$000s)						
762		0.0		\$187	\$187	Activity /Phase	Funding Source	2018 - 2019	2019 - 2020	2020 - 2021	2021 - 2022	2022 - 2023



PW000806	SW 42 Street and SW 149 Avenue		Traffic signal			Proposed Funding (in \$000s)						
000806		0.0		\$280	\$280	Activity /Phase	Funding Source	2018 - 2019	2019 - 2020	2020 - 2021	2021 - 2022	2022 - 2023

PW000807	TOPICS		Intersection improvements: T.O.P.I.C.S.			Proposed Funding (in \$000s)						
000807	Various Locations	0.0				Activity /Phase	Funding Source	2018 - 2019	2019 - 2020	2020 - 2021	2021 - 2022	2022 - 2023
						PE	RIF	137	38	6	6	6
						CEI	RIF	137	38	6	6	6
						CST	RIF	1,096	302	44	44	44

PW000818	NW 37 Avenue and NW 215 Street		Traffic signal			Proposed Funding (in \$000s)						
000818		0.0		\$326	\$326	Activity /Phase	Funding Source	2018 - 2019	2019 - 2020	2020 - 2021	2021 - 2022	2022 - 2023

PW000840	SW 57 Avenue and SW 104 Street		Traffic signal			Proposed Funding (in \$000s)						
000840		0.0		\$341	\$341	Activity /Phase	Funding Source	2018 - 2019	2019 - 2020	2020 - 2021	2021 - 2022	2022 - 2023



MIAMI-DADE TRANSPORTATION PLANNING ORGANIZATION  
 TRANSPORTATION IMPROVEMENT PROGRAM  
 CONGESTION MANAGEMENT PLAN (CMP)

TPO Project No	Facility/Project Name	Bicycle Accom.	Type of Work	Project Cost (\$000s)	Prior Years Cost (\$000s)		
Agency Project No	From/Location To/Location	Length (miles)					

PW000859	SW 67 Avenue and SW 33 Street		Traffic signal	\$319	\$319	Activity /Phase	Funding Source	Proposed Funding (in \$000s)				
000859		0.0						2018 - 2019	2019 - 2020	2020 - 2021	2021 - 2022	2022 - 2023

PW000861	NW 104 Avenue and NW 33 Street		Traffic signal	\$377	\$377	Activity /Phase	Funding Source	Proposed Funding (in \$000s)				
000861		0.0						2018 - 2019	2019 - 2020	2020 - 2021	2021 - 2022	2022 - 2023

MIAMI-DADE TRANSPORTATION PLANNING ORGANIZATION  
TRANSPORTATION IMPROVEMENT PROGRAM  
CONGESTION MANAGEMENT PLAN (CMP)

TPO Project No	Facility/Project Name	Bicycle Accom.	Type of Work	Project Cost (\$000s)	Prior Years Cost (\$000s)	 
Agency Project No	From/Location To/Location	Length (miles)				


PW000035	T.O.P.I.C.S.		Intersection improvements: T.O.P.I.C.S.			Proposed Funding (in \$000s)						
35		0.0				Activity /Phase	Funding Source	2018 - 2019	2019 - 2020	2020 - 2021	2021 - 2022	2022 - 2023
						CEI	RIF	20	41	33	33	39
						CST	RIF	157	324	268	268	312
						PE	RIF	20	41	33	33	39

PW000041	T.O.P.I.C.S.		Intersection improvements: T.O.P.I.C.S.			Proposed Funding (in \$000s)						
41		0.0				Activity /Phase	Funding Source	2018 - 2019	2019 - 2020	2020 - 2021	2021 - 2022	2022 - 2023
						PE	RIF	47	93	163	163	246
						CEI	RIF	47	93	163	163	246
						CST	RIF	373	740	1,303	1,303	1,970

PW000046	T.O.P.I.C.S.		Intersection improvements: T.O.P.I.C.S.			Proposed Funding (in \$000s)						
46		0.0				Activity /Phase	Funding Source	2018 - 2019	2019 - 2020	2020 - 2021	2021 - 2022	2022 - 2023
						PE	RIF	986	261	312	445	445
						CEI	RIF	986	261	312	445	445
						CST	RIF	7,891	2,092	2,497	3,564	3,564

PW000056	T.O.P.I.C.S.		Intersection improvements: T.O.P.I.C.S.			Proposed Funding (in \$000s)						
56		0.0				Activity /Phase	Funding Source	2018 - 2019	2019 - 2020	2020 - 2021	2021 - 2022	2022 - 2023
						CEI	RIF	121	76	73	73	73
						CST	RIF	965	610	583	583	583
						PE	RIF	121	76	73	73	73

MIAMI-DADE TRANSPORTATION PLANNING ORGANIZATION  
TRANSPORTATION IMPROVEMENT PROGRAM  
CONGESTION MANAGEMENT PLAN (CMP)

TPO Project No	Facility/Project Name	Bicycle Accom.	Type of Work	Project Cost (\$000s)	Prior Years Cost (\$000s)		
Agency Project No	From/Location To/Location	Length (miles)					



PW000061	T.O.P.I.C.S.		Intersection improvements: T.O.P.I.C.S.					Proposed Funding (in \$000s)				
61	Various Locations	0.0				Activity /Phase	Funding Source	2018 - 2019	2019 - 2020	2020 - 2021	2021 - 2022	2022 - 2023
						PE	RIF	445	115	171	155	155
						CEI	RIF	445	115	171	155	155
						CST	RIF	3,563	920	1,365	1,239	1,239

PW000069	T.O.P.I.C.S.		Intersection improvements: T.O.P.I.C.S.					Proposed Funding (in \$000s)				
69		0.0				Activity /Phase	Funding Source	2018 - 2019	2019 - 2020	2020 - 2021	2021 - 2022	2022 - 2023
						PE	RIF	132	73	77	77	77
						CEI	RIF	132	73	77	77	77
						CST	RIF	1,053	588	611	611	611

PW000073	T.O.P.I.C.S.		Intersection improvements: T.O.P.I.C.S.					Proposed Funding (in \$000s)				
73		0.0				Activity /Phase	Funding Source	2018 - 2019	2019 - 2020	2020 - 2021	2021 - 2022	2022 - 2023
						PE	RIF	154	65	66	66	66
						CEI	RIF	154	65	66	66	66
						CST	RIF	1,233	521	529	529	529

PW000082	T.O.P.I.C.S.		Intersection improvements: T.O.P.I.C.S.					Proposed Funding (in \$000s)				
82		0.0				Activity /Phase	Funding Source	2018 - 2019	2019 - 2020	2020 - 2021	2021 - 2022	2022 - 2023
						PE	RIF	0	0	0	0	0
						CEI	RIF	0	0	0	0	0
						CST	RIF	0	0	0	0	0

MIAMI-DADE TRANSPORTATION PLANNING ORGANIZATION  
 TRANSPORTATION IMPROVEMENT PROGRAM  
 CONGESTION MANAGEMENT PLAN (CMP)

TPO Project No	Facility/Project Name	Bicycle Accom.	Type of Work	Project Cost (\$000s)	Prior Years Cost (\$000s)		
Agency Project No	From/Location To/Location	Length (miles)					

PW000110	Traffic Signal Materials							Proposed Funding (in \$000s)						
110		0.0						Activity /Phase	Funding Source	2018 - 2019	2019 - 2020	2020 - 2021	2021 - 2022	2022 - 2023
								MNT	SGT	1,600	1,600	1,600	1,600	1,600

PW000111	Capitalization of Traffic Signals & Signs Crew							Proposed Funding (in \$000s)						
111		0.0						Activity /Phase	Funding Source	2018 - 2019	2019 - 2020	2020 - 2021	2021 - 2022	2022 - 2023
								MNT	SGT	4,993	4,993	4,993	4,993	4,993

PW000878	PWWM Traffic Sign and Signals Division		Traffic signal timing optimization Represents total ATMS Funding under Road Impact Fee program and under People's Transportation Plan.					Proposed Funding (in \$000s)						
878		0.0						Activity /Phase	Funding Source	2018 - 2019	2019 - 2020	2020 - 2021	2021 - 2022	2022 - 2023
								OTHER	UNK	4,000	4,000	0	0	0

<b>Yearly Totals</b>	<b>31,008</b>	<b>18,214</b>	<b>15,595</b>	<b>16,770</b>	<b>17,659</b>
<b>5 Year TIP Total</b>					<b>\$99,246</b>