


MIAMI-DADE TRANSPORTATION PLANNING ORGANIZATION
TRANSPORTATION IMPROVEMENT PROGRAM
NON-MOTORIZED COMPONENT

Responsible Agency: Miami-Dade Dept. of Transportation and Public Works

TPO Project No	Facility/Project Name	Bicycle Accom.	Type of Work		Project Cost (\$000s)	Prior Years Cost (\$000s)					
Agency Project No	From /Location To /Location	Length (miles)	Cross-Ref. TIP Book Page No.	L RTP Ref							

PW0000149	SW 268 Street	Bike Lane	Continuous left turn lane along SW 268 Street		\$14,896	\$5,902	Proposed Funding (in \$000s)				
149	US-1 SW 112 Avenue	3.5	A5-91	5-5			2017 - 2018	2018 - 2019	2019 - 2020	2020 - 2021	2021 - 2022
							4,640	4,354	0	0	0

PW000304a	NW 37 Ave	Wide Curb Lane	Widen from 2 to 5 lanes		\$14,648	\$1,448	Proposed Funding (in \$000s)				
20040330	North River Dr NW 79 St	2.7	A7-2	6-10			2017 - 2018	2018 - 2019	2019 - 2020	2020 - 2021	2021 - 2022
							3,305	3,954	3,953	1,988	0


PW000306a	NE 2 Avenue	Bike Lane	Street/Traffic Operational Improv.		\$5,297	\$371	Proposed Funding (in \$000s)				
20040386	NE 20 Street NE 36 Street	1.0	A7-3	5-5			2017 - 2018	2018 - 2019	2019 - 2020	2020 - 2021	2021 - 2022
							255	1,557	1,557	1,557	0

PW000315b	SW 27 Ave	Bike Lane	Widen from 2 to 3 lanes		\$8,059	\$8,019	Proposed Funding (in \$000s)				
20040337	US-1 Bayshore Dr	1.0	A7-8	6-14			2017 - 2018	2018 - 2019	2019 - 2020	2020 - 2021	2021 - 2022

PW20040342	SW 312 St (Campbell)		Widen to 5 lanes		\$5,734	\$2,291	Proposed Funding (in \$000s)				
20040342	SW 187 Ave SW 177 Ave	1.0	A7-9	6-14			2017 - 2018	2018 - 2019	2019 - 2020	2020 - 2021	2021 - 2022
							2,000	1,443	0	0	0


MIAMI-DADE TRANSPORTATION PLANNING ORGANIZATION
TRANSPORTATION IMPROVEMENT PROGRAM
NON-MOTORIZED COMPONENT

Responsible Agency: Miami-Dade Dept. of Transportation and Public Works

TPO Project No	Facility/Project Name		Bicycle Accom.	Type of Work		Project Cost (\$000s)	Prior Years Cost (\$000s)					
PW20040343	SW 137 Ave		Bike Lane	Completion as two (2) continuous lanes		\$19,217	\$2,963	Proposed Funding (in \$000s)				
20040343	US-1	SW 200 St	3.0	A7-9	6-14			2017 - 2018	2018 - 2019	2019 - 2020	2020 - 2021	2021 - 2022
							6,834	6,725	2,695	0	0	
PW20040349	SW 176 Street		Bike Lane	Curb & Gutter, Traffic Operational Improv.		\$4,889	\$4,889	Proposed Funding (in \$000s)				
20040349	US-1	SW 107 Avenue	1.0	A7-11	5-5			2017 - 2018	2018 - 2019	2019 - 2020	2020 - 2021	2021 - 2022
PW20040372	SW 157 Ave		Wide Curb Lane	New 4 lane road		\$7,684	\$7,684	Proposed Funding (in \$000s)				
20040372	SW 184 St (Eureka)	SW 152 St (Coral Reef)	2.0	A7-11	6-14			2017 - 2018	2018 - 2019	2019 - 2020	2020 - 2021	2021 - 2022
PW671605	SW 328 St		Wide Curb Lane	Widen from 2 to 4 lanes		\$11,205	\$11,205	Proposed Funding (in \$000s)				
671605	US-1	SW 162 Ave	1.4	A5-92	6-14			2017 - 2018	2018 - 2019	2019 - 2020	2020 - 2021	2021 - 2022
							Yearly Totals	17,034	18,033	8,205	3,545	0
							5 Year TIP Total					\$46,817

MIAMI-DADE TRANSPORTATION PLANNING ORGANIZATION
 TRANSPORTATION IMPROVEMENT PROGRAM
 NON-MOTORIZED COMPONENT

Responsible Agency: Miami-Dade Dept. of Transportation and Public Works (Transit)

TPO Project No	Facility/Project Name	Bicycle Accom.	Type of Work		Project Cost (\$000s)	Prior Years Cost (\$000s)	
Agency Project No	From /Location To /Location	Length (miles)	Cross-Ref. TIP Book Page No.	LRTP Ref			

TA0000038	NW 7th Avenue and NW 62nd Street Passenger Activity Center 7th Avenue Transit Village		Construct New and improve existing Passenger Activity Centers		\$10,295	\$10,295	Proposed Funding (in \$000s)				
38	NW 7 Avenue/NW 62 Street	0.0	A11-9	NA			2017 - 2018	2018 - 2019	2019 - 2020	2020 - 2021	2021 - 2022
							0	0	0	0	0

Yearly Totals	0	0	0	0	0
5 Year TIP Total					\$0

TOTAL - ALL PROJECTS

	Proposed Funding (in \$000s)				
	2017 - 2018	2018 - 2019	2019 - 2020	2020 - 2021	2021 - 2022
Yearly Totals	3,545	18,033	8,205	3,545	0
5 Year TIP Total					\$46,817